

# SEAFOOD AIR TRANSPORT REGULATIONS

# **SEAFOOD AIR TRANSPORT REGULATIONS**

**AUSTRALIA**

**2013**

## **TABLE OF CONTENTS**

<b><u>SECTION</u></b>	<b><u>TITLE</u></b>
	<b>Preface</b>
	<b>Charter of the “Seafood Air Transport Committee”</b>
	<b>Revision Authority</b>
	<b>List of Effective Pages</b>
	<b>Changes in this Revision</b>
<b>1</b>	<b>Introduction</b>
<b>2</b>	<b>Packaging Requirements</b>
2.1	Approved Packaging
2.1.1	Approval Process
2.1.2	Internationally Approved Containers
2.1.3	Approval Of Large Seafood Shipping Containers
2.1.4	General Approval Requirements
2.2	General Packing Requirements
2.2.1	Standardised Gross Mass for Small Packages
2.2.2	Fibreboard Containers
2.2.3	Expanded Polystyrene Containers
2.2.4	Other Packaging Construction Materials
2.3	Requirements for Packaging Materials
2.3.1	Waterproof Bags and Films
2.3.2	Absorption Materials
2.4	Packaging method Requirements
2.4.1	Tying, Securing and Sealing
2.4.2	Vacuum Packing
2.4.3	Decorative Fibreboard Sleeves on EPS Boxes
2.4.4	Re-Use of Containers / Packaging
2.5	Special Requirements for Live Seafood Packaging (>100 kgs)
2.5.1	Approval Process
2.5.2	General Approval Requirements
2.5.3	Maintenance System
2.5.4	Identification
2.5.5	Modifications



<b>3</b>	<b>Specific Packing Methods</b>
3.1	Packing method Numbers
3.2	Recommended Packing Methods for Specific Seafood Products
3.3	Passengers carrying Seafood as Checked Baggage
<b>4</b>	<b>Fish and Seafood Acceptance By Air Carriers</b>
4.1	Acceptable Weights per Box or Carton
4.2	External Marking and Labelling
4.3	Air Waybill Consignment Notes
4.4	Additional Requirements when using Dry Ice as a Coolant
4.4.1	Package marking and labelling Requirements
4.4.2	Air Waybill/Consignment Note
4.5	Additional Requirements for Live Fish Shipments
4.5.1	Container Acceptance
4.5.2	Labelling and Documentation
4.5.3	Air Waybill / Dangerous Goods Declaration
<b>5</b>	<b>Conclusion</b>
<b>6</b>	<b>References</b>
<b>Form 1</b>	<b>Seafood Acceptance Checklist</b>
<b>Appendix A</b>	<b>Seafood Packaging Performance Tests</b>
<b>Appendix B</b>	<b>Seafood Packaging Approvals</b>
<b>Appendix C</b>	<b>Seafood Packing Methods, 1 to 14.</b>



# SEAFOOD AIR TRANSPORT REGULATIONS

## PREFACE

Following numerous instances of corrosion damage to aircraft cargo compartments in the 1980's, Australian domestic airlines agreed to form a Committee to develop Regulations to control the packaging of seafood for air transport. The first issue of the "Seafood Air Transport Regulations" was published in 1988. By the publication of the first revision of the Regulations in 1990, all Australian domestic airlines had agreed that seafood would only be carried by air if packed in accordance with the Regulations.

The Regulations are regularly revised to address issues relating to the types of seafood being transported and the quality and performance of packaging and packing methods. This current revision (No.9) involves limited changes, mainly to Appendix B.

With recognition of the problem of ensuring that all users of the Regulations are aware of new revisions and increasing use of the Internet to disseminate information, it has also been decided to change the timing of revisions and the method of publication. Regulations will now be revised on an annual basis, with each revision identified by the year in which they apply as well as Revision number. The Regulations will be published via Airline Freight company Internet sites in Portable Document Format (PDF).

In late 2012, the control of these regulations was transferred from Qantas Engineering to Qantas Freight. At the time, it was noted that the document had not been updated since 2006. Qantas Freight sought advice and was advised that such practices can only be managed in-house and enforced as a Qantas only requirement. Therefore, logos of Australian Domestic Carriers have been removed. Qantas will continue to adopt the requirements for seafood packaging and associated testing to safeguard against aircraft hull corrosion and will make the document freely available. However, other businesses and airlines shall make their own determination on the use and application of these regulations.

Any comments concerning the Regulations should be sent to:

Greg Hoy  
Manager Compliance and Assurance  
Qantas Freight Enterprises  
Qantas Airways Ltd.  
B Wing Level 6  
10 Bourke Road  
Mascot NSW 2020  
Australia

Users should ensure that they have the current year edition of the Regulations.

**Revision marks on the left hand side of the page are used to identify where changes have been made.**



## **CHARTER OF THE SEAFOOD AIR TRANSPORT COMMITTEE**

### **1. INTRODUCTION**

Corrosion damage to the structure of aircraft from spills of seafood cargo was causing additional maintenance work at great expense to the airlines. A committee was established to define minimum packaging standards for the shipment of seafood by air.

The standard developed is called the "Seafood Air Transport Regulations". These define packaging performance requirements, packing methods and a package approval system that is managed by the airline Engineering groups. It is a requirement of the airlines that all packaging used to transport seafood by air is tested against the standards defined in the Seafood Air Transport Regulations and, if acceptable, an approval number issued.

The Seafood Air Transport Regulations are updated each year and regularly reviewed to ensure that a consistently high standard is maintained.

### **2. NAME**

The name of the committee shall be the Seafood Air Transport Committee.

### **3. OBJECTIVES**

The objectives of the Seafood Air Transport Committee are to:

- (a) Prepare and develop aviation standards for packaging to be used for the transportation of seafood by aircraft.
- (b) Formulate and develop procedures for the packing and transport of approved packages of seafood on aircraft.
- (c) Provide a forum of the seafood industry to communicate with Aviation Freight and Engineering specialists.
- (d) Formulate and recommend procedures, equipment and materials with government and other industry organisations related to the air transport of seafood.
- (e) Provide and disseminate information on packaging, packing and air transport of seafood to Aviation and other appropriate authorities.
- (f) Maintain a "watching brief " on changes concerning seafood transportation regulations or recommendations.



#### **4. MEMBERSHIP**

- (a) Membership consists of representatives from Australian domestic airlines, Australian air freight operations and may be open to international airlines involved in freighting seafood.
- (b) Invitations to attend the meeting of the committee shall be issued by the chairman and only with the agreement of a majority of committee.

#### **5. PROCEDURES**

- (a) The committee shall select and appoint a chairman (and secretary) from its members. The term of these positions shall be agreed to by the majority of members.
- (b) Committee meeting will be held as required and determined by the Committee. Special meetings may be called by agreement of the majority of members.
- (c) Minutes of meeting shall be kept by the secretary and distributed to members.
- (d) Members may represent the Committee at appropriate industry functions/conferences after majority approval of the committee.
- (e) Any amendments to the Charter shall require a 75% majority support of members.



## REVISION AUTHORITY SEAFOOD AIR TRANSPORT REGULATIONS

*These Regulations are issued under the Authority of the Seafood Air Transport Committee. The Regulations set minimum requirements for packaging used to transport seafood by air.*

Date:	First Issued	:	1 September 1988
	First Revision	:	31 August 1990
	Second Revision	:	30 June 1995
	Third Revision	:	6 October 1995
	Fourth Revision	:	10 December, 1997
	Fifth Revision	:	30 April, 1998
	Sixth Revision	:	10 October 2000
	Seventh Revision	:	10 May 2002
	Eighth Revision	:	16 September 2004
	Ninth Revision	:	December 2004
	Tenth Revision	:	March 2006
	Eleventh Revision	:	January 2013





## **List of Effective Pages**

Revision Number 11

**Pages**

**Date**

Complete Re-issue

January 2013



## **CHANGES IN REVISION 11 (2012)**

Corrections and deletions have been made to contact details for approval. Additional information related to committee has been inserted. Seafood Air Transport Regulations cover created.

## **CHANGES IN REVISION 10 (2006)**

Appendix B updated with latest approved packages. Minor editorial changes.

## **CHANGES IN REVISION 9**

Corrections and deletions have been made in Appendix B to remove Packaging that is no longer available. The method required in the Vertical Impact Test has been clarified.

## **CHANGES IN REVISION 11 (2013)**

Removal of company logos and signatories and change of document controller

## **1. INTRODUCTION**

The "Seafood Air Transport Regulations" were originally produced as a response to damage caused by spills of corrosive liquid in aircraft cargo compartments. This caused Australian domestic airlines a tremendous amount of additional work and delay during aircraft overhauls and cost each in the order of a million dollars a year. The Regulations provided guidelines for the minimum packaging standards required by the Australian domestic airlines in order to have shipments of seafood product accepted for transportation by air. The Regulations are administered by the "Seafood Air Transport Committee".

The procedures that have been developed to ensure a consistently high standard of packaging for seafood, are centred around two components of the Regulations, a Package Approval system and detailed Packing Methods.

The Packaging Approval system is administered jointly by the Engineering Departments of participating airlines. It is a requirement that all packaging used to transport seafood by air is tested or otherwise assessed against the Regulations. Packaging that meets the requirements of the Regulations is granted an Approval Number and may be used to transport seafood on any of the carriers participating in the approval programme. Over 200 such containers have been approved to date, offering the seafood industry a wide range of packaging options.

The Packing Methods for containers approved in these Regulations are designed to minimise problems caused by packaging failure. Some of the reasons for such failures include poor quality of containers (eg poorly cured expanded polystyrene - EPS), overweight packages, inappropriate or inadequate absorbent, no inner liner bag and/or improper taping.

A substantial reduction in seafood spillage on-board aircraft has been observed since the introduction of these systems, a record of improvement that it is hoped will continue to the benefit of shipper and airline alike.

Although the Regulations relate to seafood, the Regulations may also be applied to products of a "similar" nature that could cause corrosion, such as "food" in brine or live aquarium fish and marine creatures. The packagings described here shall be used for this type of product.

This latest revision involves substantial change, to simplify and clarify the Regulations. This involves revising the way they are set out, the breadth of information included (eg removal of advice as to the preparation of product, coolants, ground transportation) as well as updating the requirements for testing of packaging. Revision of the way the Regulations are set out is aimed at making information more readily available (eg by dividing Appendix B "Seafood Packaging Approvals" into sections, one for each packing method) ahead of general publication on the Internet.

## **2. PACKAGING REQUIREMENTS:**

### **2.1 Approved Packaging**

#### **2.1.1 Approval Process**

Before being used for the transport of seafood in Australia, packaging must be approved in accordance with these Regulations. Samples of the packaging must be tested in accordance with the Performance Test Requirements set out in Appendix A using an approved Laboratory. Once conformance with these Requirements has been demonstrated, formal approval of the packaging system can be requested from the airlines. Once approved, the Packaging Approval number is added to Appendix B of the Regulations, and details of the Approval circulated to airline freight offices.

#### **2.1.2 Internationally Approved Containers**

Internationally approved containers, outbound or inbound, may be accepted for domestic travel and inclusion on the approval list after consideration of the documentation. Usually the container will require to be approved in accordance with the IATA document "Principles for Cargo Handling".

A copy of the completed and signed approval must be on file with the airlines, in which case the approval number and the issuing airline will be listed in an addendum to the Seafood Packaging Approvals list.

Alternatively, a copy of the completed and signed approval must accompany each shipment. This is especially important if the consignment has to be shipped through a number of airlines.

*Please note that the IATA Standard is less stringent than the Australian airlines' Regulations, hence testing and approval in accordance with the Seafood Regulations may be required for domestic carriage in Australia*

#### **2.1.3 Approval of Large Seafood Shipping Containers**

Seafood may be transported in large re-useable containers in accordance with Packing Methods 9, 11 and 12. These containers generally weigh over 100 kg and may weigh more than 1000 kg. The Approval of such containers is based on both testing and review of the design and construction of the container.

*Please refer to the airline's aircraft load handling requirements at the airports where large containers will be transported for any limitations relating to specific aircraft types.*

The containers are not required to pass a drop test, however they must pass the tilt test described in Appendix A. If the container is of low height, such that it could be stacked in the aircraft, a stack test should also be undertaken.

Before Approval, such containers will also be assessed based on a description of its construction, the type of aircraft used for transportation and consideration of the airlines previous experience with similar containers. Physical examination of the container by Airline Engineering staff may also be required.

Note: Containers weighing more than 100 kg are also approved under Packing Method 7 and 7A. These containers are still subject to a drop test. This shall be undertaken with any supporting pallet or structure in place.

#### **2.1.4 Manufacturer's General Approval Requirements:**

##### **a) Same Container Manufactured At Different Locations**

Where one company manufactures a container of the identical design, dimensions, density, fusion quality etc. at different locations, the duplicated container will have the same approval number. The different manufacturing locations will be listed against the original approval number.

To take advantage of this provision, a letter to the airlines from the manufacturing site is required to the effect that:

"We, (company), (location), hereby declare that the package made by us is of the same design, construction and quality as the package described as Approval number ... in the airlines approval list, that all future production will be to the standard of the package submitted for the original testing and that we have a system of quality control that will ensure this. "

Signed:.....,

Title:.....

Date:

##### **b) Same Design Different Dimensions**

Packages of the same design but marginally different dimensions are particularly common for fibreboard boxes. Approval will be given to such packaging without the need for individual testing of each size, providing that the package is from the same manufacturer and is of identical construction to the package already approved (including the design, thickness, density, quality, etc. of the materials of construction). The width and/or length shall be less, and the height is not less than the Approved packaging. The Approved gross weight shall be equal to or less than that of the Approved package.

##### **c) Shipper's / Packaging Manufacturers Responsibility**

Shippers and package manufacturers should be aware that the airlines may take action to recover costs from incidents resulting from defective or substandard packaging that is subsequently found to be of a quality below the standard of the corresponding package that was submitted for assessment/testing and subsequently approved by the airlines.

### **2.1.5 Intellectual Property:**

The intellectual property in an Approved Package (eg design and engineering) remains the property of the entity (eg manufacturer) that obtained the packaging Approval. If the entity is sold or sells the packaging design to another entity, the new owner must apply to have the Approval Number transferred. Application is made following the Procedure for Packaging Approval in Appendix A.

## **2.2 General Package Requirements**

The packaging requirements detailed in these Regulations are mandatory and the minimum standard. Packaging must meet the criteria specified in the Performance Test Requirements given in Appendix A for the Packing Method involved (See Table A 1). Packaging and marking may be of a higher standard.

Seafood, whether fresh, salted, or frozen must be packed in absolutely watertight containers and have a packaging integrity which will meet the demands made upon it whilst involved in all modes of the transportation cycle prior to delivery to the consignee/receiver. The philosophy of a double leak proof barrier (eg a leak proof bag in a leak proof box) is a feature of many of the Approved packages.

The packages must in all cases be strong enough to allow stacking on pallets, either for storage purposes or for loading vehicles or aircraft.

### **2.2.1 Standardised Gross Mass for Small Packages**

Gross masses for which Packages will be approved are 5, 10, 15, 20 and 23 kilograms. Consideration may be given to other approved weights if there is a large volume usage involved and a strong argument is put to the "Seafood Air Transport Committee". For packages designed for single person handling, refer to local Handling Regulations. Packages exceeding the gross mass for which the package was approved will not be carried by the airlines.

### **2.2.2 Fibreboard Containers**

Corrugated fibreboard is an economical packaging material, relatively shock absorbent, easy to process and difficult to tear. Outer containers constructed of fibreboard shall be polyethylene coated or wax impregnated on both inner and outer surfaces. Folded corners to create a waterproof tub design are strongly recommended whenever container shape permits. All fibreboard components shall meet the COBB test requirements in Appendix A.

Note: The coolant type used in large fibreboard boxes, approved under Packaging Method 7 or 7A, may be restricted to gel type coolants (ie no wet ice).

### **2.2.3 Expanded Polystyrene Containers**

Containers of moulded expanded polystyrene (EPS) are lightweight and insulating, but they have relatively poor impact resistance. The container must be leakproof and able to remain so during all phases of transport and handling. Consequently, EPS containers are subject to additional tests (Appendix A – Dart Impact, Leakage) to confirm the adequacy of their design and manufacture.

As the lid is susceptible to damage due to impact and/or non-uniform stacking, both parts of each package must complete the testing defined in Appendix A. Both lid and base shall be marked with the Approval number.

Impact and leak test requirements may be more easily achieved using a composite design including a leak proof fibreboard outer (refer Packing Method 2). All test requirements applicable to fibreboard containers specified in Appendix A must be met (eg Impact and COBB).

Containers for shipping live product (not swimming) that cannot be sealed, must demonstrate leak-proofness per Additional Leakage Test (Appendix A 2.5.2).

### **2.2.4 Decorative Fibreboard "Sleeves" on EPS boxes**

Decorative fibreboard sleeves may be added to an Approved EPS boxes provided that the EPS box is sealed and banded with adhesive tape in the same manner as the package that was tested for Approval without the sleeve. If any changes are made to the EPS box or packing method (eg different method of banding), this new composite package must be Approved by testing as indicated in Para 2.2.3 above.

### **2.2.5 Other Packaging Construction Materials**

Other materials such as plastic, laminated fibreglass and metal have been used successfully for the transport of seafood. Packaging material must be capable of withstanding shocks, minor impact, vibration and weight pressure during all phases of the shipping process. The packaging must not leak and will require a water/leak proof inner liner. Lids shall be attached using a threaded design, clips or other reliable fixing method that provides an adequate seal. Containers may be suitable for re-use, provided they are clean, serviceable and free of odour.

## **2.3 Requirements for Packing Materials**

### **2.3.1 Waterproof Bags and Films**

Inside the package, the product should be completely enclosed in a sealed bag of sufficient thickness to resist puncture and retain liquids. A polyethylene bag of at least 75 micron or two bags of 50 micron will accomplish these goals. Polyethylene is superior to PVC in terms of economy, water tightness, strength at low temperature and acceptability for food contact. Exposed fins, claws, or other sharp objects should never be in direct contact with an inner bag. Bags containing product should be sufficiently large to be gooseneck sealed or overlapped, folded and taped closed.

### **2.3.2 Absorption Materials**

Adequate absorbent material in quantity consistent with the likely fluid content and type must be used between the sealed polyethylene produce bag and the inner wall of the outer packaging, unless packaging design ensures that liquids cannot escape. Absorbent pads containing polyacrylate gelling agents are less effective at soaking up salty water than fresh water. In cases where high salinity exudate is expected, absorbent pads rated for high salinity (3.0% salt) shall be used.

The absorbent pads shall be clearly marked with the manufacturer's name and the volume of high salinity exudate (3% salinity) or salt water (1.5% salinity) and fresh water that can be absorbed. The amount used shall be based on expected free fluid production from the seafood (eg 0.5 lts per 10 kg of fin fish, 1 lt per 10 kg of prawns/crayfish/crabs) plus that required to absorb any water from ice.

NOTE: Absorbent pad(s) need not completely cover the bottom of the box.

## **2.4 Packaging Method Requirements**

### **2.4.1 Tying, Securing and Sealing**

Tying, securing and sealing of inner and outer containers is an essential element in ensuring packaging integrity. The sealing of outer containers will be accomplished using only waterproofed or water repellent tape in widths of over 4 cm (1.5 in). Tape that contrasts with the package colour should be used, especially to seal the lid and show that the package is upright when correctly stowed. "This way up" indicator arrows or contrasting tape around the lid must be visible on any outer packaging.

Packaging bands and other types of external sealing materials should be designed not to cut or damage the container or other packages with which it may come into contact (even when used as "handles"). Cartons should have a minimum of two bands of adhesive tape around the width of each box.

NOTE: The banding method and band positions must be the same as the method and positions used to qualify the package.

Pressure changes quite dramatically with aircraft flying altitude (usually 3 to 4 psi.) and is very severe should depressurisation occur (up to 11 p.s.i.). Trapping large quantities of air in sealed bags is undesirable due to their subsequent expansion. Remove as much air as is practical when packing prior to sealing.

### **2.4.2 Vacuum Packaging**

Where vacuum sealing of dressed fish packaging is used for direct shipping to retailers, the requirement for the use of absorbent material may be omitted.

### **2.4.3 Re-Use of Containers/ Packaging**

Previously used fibreboard or polystyrene containers will not be accepted for air transport. Metal, moulded plastic or fibreglass containers are acceptable for multiple use but must be clean and in good condition.



## **2.5 Special Requirements for Live Seafood Packaging (> 100 Kgs)**

Large seafood packages for the transport of live fish (refer Packing method 11, 12) require a different approach to Approval due to the complex mechanisms required to provide an air/oxygen supply and the size of each unit (typically 1000 kgs).

### **2.5.1 Approval Process**

Containers for Packing Methods 11 and 12 are individually approved on the basis of a Tilt Test and Stack Test (if required – see Table A1), description of the construction and previous experience with similar containers. The following additional information must be supplied when requesting Approval to these Regulations.

- a) Engineering drawings covering the container's structure, any modifications and details of the aeration/oxygen units' installation and operation.
- b) Technical Specifications of the container and the components installed within (eg battery type, pump, oxygen regulator if used).
- c) Report on the Electromagnetic Interference test (Appendix A) or copy of the letter from CASA approving the oxygen regulator, as applicable.
- d) Copy of the Maintenance Program.
- e) Colour photographs of the unit and sub-assemblies, clearly showing configuration.

### **2.5.2 General Approval Requirements**

Evidence showing how the container meets the following requirements must be provided during the Approval process.

- a) Container:

Containers with an integral tank must have a secondary water-tight barrier that does not rely on the sealing of the main lid to stop leakage in turbulence or tilt. The Tilt Test, with air/oxygen supply equipment operating, is used to evaluate this design requirement.

All containers shall include a breather that is water-tight and cannot be incorrectly positioned during replacement of the hatch (if used).

If Clip-lock or screw lidded plastic containers are used in an outer container, they must be adequately restrained against movement, including vertically.

The aeration/oxygen module (including batteries if required) must be structurally sound and adequately restrained within the container to withstand anticipated transport and emergency loads. The module must be restrained independently of the lid so that it will remain in place should the transportation unit topple over.

Transportation units that have an eccentric centre of gravity (due to the location of the aeration module) and therefore have a tendency to topple over when empty,

must have external markings on the sides where fork lifting is not permitted. Suggested wording is:

“FORK LIFTING NOT PERMITTED FROM THIS SIDE”

Alternatively, those fork lift holes (if present) may be blocked off.

The containers can be designed to be mechanically loaded into and out of the aircraft or into and out of mechanically loaded aircraft containers (Unit Load Devices, ULDs) or onto and off aircraft pallets at the airport of departure and the airport of destination. The floor loading of the container (or stack of containers) must not exceed 200 lb/ft<sup>2</sup> (970 kg/m<sup>2</sup>) when loaded in a Unit Load Device (ULD) if designed for 767, 747. When loaded into a narrow bodied aircraft, (ie. for 737, A320 aircraft) 731 kg/m<sup>2</sup> is the maximum cargo floor loading. The maximum load capability of any ULD used must also be observed.

Note: Large, heavy containers will not normally be carried on non-containerised aircraft. Consult the airlines.

b) Electrical Circuitry and Battery (If applicable)

The battery and circuit containment must be insulated such that there is no possibility of a short circuit. The battery must be securely fastened in the battery holder within the equipment.

The battery and electrical circuitry must be isolated and sealed from the fish container so that no salt water can enter the module.

The battery compartment must be sealed from the electrical compartment to prevent the transmission of gas across the dividing wall.

The only electrical connections permitted within the battery compartment are the battery connections and one water and gas proof fuse. The electrical connections to the battery shall be protected first by heat shrink or moulded covers, which are further sealed by silicone grease, silicone sealant or an appropriate electrical varnish.

The electrical wire used in the aeration module shall be approved for 10 Amperes minimum and have a temperature rating of 120 degrees C or better.

Fuses used within the unit shall be of the water and gas proof type. Once assembled the fuse containers shall be secured with a plastic tie-wrap or similar to ensure that they are tamper proof.

All electrical installation shall be made or checked by a qualified electrical tradesperson. All electrical joints shall be covered with heat shrink, then coated with an electrical varnish or sealant to prevent corrosion. Switches, meters, electrical contacts, plugs or relays shall be sealed to prevent water or gas ingress using sealant or electrical varnish. A record of the Certification shall be kept.

The battery, or batteries must be of a non-spillable type meeting Special Provision A67 of the IATA Dangerous Goods Regulations. (refer to UN 2800 and Packing

Instruction 806 in the DGRs). . When such batteries (eg. YUASA NP/NPH series) are used, they are not subject to the Dangerous Goods Regulations.

The electrical circuitry must be protected against a hazardous fault by using -

- a 10-Amp max. fuse located near the positive battery terminal (< 150 mm), and
- a thermal cut out for the pump motor, and
- a manual circuit breaker or switch associated with the control board
- Use heat-shrink insulation on wiring at exposed points, potential rub points and similar.

NOTE: The control board, battery and compressor may be made tamper-proof but allowance for an emergency cut-off switch should be made. This switch should be accessible but can be secured by breakable safety wire of similar security measure to prevent casual tampering.

c) **Battery Charging (If applicable)**

Only chargers specified by the transportation unit manufacturer for the applicable battery shall be used. The charger shall not be capable of continuing charge once the battery has reached full charge.

The charger shall provide a charging current not exceeding that recommended by the battery manufacturer.

The battery compartment shall be ventilated during charging. Refer to Australian Standard AS 2676.2 – 1992 Part 2 for guidance information. It is preferred that the battery compartment be permanently ventilated at all times.

Note: Ventilation openings must not allow any electrics to be tampered with.

d) **Oxygen Supply (If applicable)**

Oxygen installations for this application are subject to Civil Aviation Regulations and compliance with these regulations is mandatory. The following CASA publications are relevant to manufacturers and shippers:

- Civil Aviation Regulation (CAR) 35
- Civil Aviation Regulation (CAR) 262A,
- Civil Aviation Advisory Publication 262A-1(0): Use of Compressed Oxygen in the Carriage of Live Aquatic Animals in Air Transport
- Civil Aviation Advisory Publication (CAAP) No. 35-4, Design and Maintenance of Containers: Transport of Live Aquatic Animals Using Oxygen.

### **2.5.3 Maintenance System**

The manufacturer of the mechanical aeration or oxygen unit must provide an on-going Maintenance System for users of this type of container. The Maintenance System shall include a description of the equipment, instructions for its operation

and user maintenance, and a mandatory maintenance program that requires regular checking of the equipment by the manufacturer (or his agent).

The mandatory maintenance program shall be undertaken at intervals of up to 6 months, or at other intervals specified in the Approval letter.

Clear written instructions that detail appropriate care and maintenance of the unit shall be provided to each user. This shall include details of the mandatory maintenance requirements and intervals and how to charge the batteries or change oxygen bottles.

Mandatory servicing of the unit shall only be undertaken by qualified personnel nominated by the manufacturer. The control module must be fitted with a tamper proof sealing system (eg serialised plastic tags from Chep or equivalent) to prevent unauthorised maintenance or modification.

The unit shall be maintained by the user in a clean and serviceable condition, and be free of faults or defects when presented for transport on aircraft. Seals on lids, openings and switches must be in good condition. Silicone sealant shall not be used to repair cracked bins.

#### **2.5.4 Identification**

Each container must be identified with a data plate (refer sample below) mounted on the upper face of the secondary water-tight barrier and containing the following information:

- Model Number
- Approval Number
- Serial Number
- Date of Manufacture
- Description as per Drawing Title
- Maximum Gross Weight

Details of mandatory maintenance checks must be certified on the data plate or other equivalent system readily examined during acceptance procedures.

#### **2.5.5 Modifications**

Modifications to the design of the units that result in a new version must be approved in accordance with these Regulations prior to carriage on aircraft. A new version is created with changes to:




- the physical unit size, type or model,
- lay out or positioning of the aeration or oxygen unit,
- type or model of the pump,
- wiring configuration or
- any other change that may affect the results of the testing/certification of the unit or its sub-assemblies.

Minor changes to components (eg battery, switches, gauges, fuses) are acceptable provided the replacement is equivalent or superior in quality and the changes are made by qualified servicing personnel.

Modifications may only be made by the manufacturer or qualified servicing personnel nominated by the manufacturer of that unit. Approval for a new version will be required unless the changes are minor (see above).

No modifications may be made to an oxygen supply Regulator without the specific written approval of the relevant air safety authorities (eg CASA).

	<p style="text-align: right;">APPROVAL No:.....</p> <p>MODEL No.....      SERIAL No.....</p> <p>MAXIMUM GROSS WEIGHT: .....</p> <p>DATE OF MANUFACTURE: .....</p> <p>DESCRIPTION: .....</p> <p>.....</p>										
<b>MAINTENANCE SYSTEM RECORD</b>											
(Record Date Maintenance was completed in Applicable Box)											
<table border="1" style="margin: auto; border-collapse: collapse;"> <tr> <td style="width: 20%; height: 30px;"></td> <td style="width: 20%; height: 30px;"></td> <td style="width: 20%; height: 30px;"></td> <td style="width: 20%; height: 30px;"></td> <td style="width: 20%; height: 30px;"></td> </tr> <tr> <td style="width: 20%; height: 30px;"></td> <td style="width: 20%; height: 30px;"></td> <td style="width: 20%; height: 30px;"></td> <td style="width: 20%; height: 30px;"></td> <td style="width: 20%; height: 30px;"></td> </tr> </table>											

Sample of Data Plate

### 3. **SPECIFIC PACKING METHODS**

Packing Methods are described in these Regulations in Appendix C. The Methods outlined are prescriptive such that seafood packed in Approved Packaging in accordance with the appropriate method will be accepted for shipment unless

quality issues are apparent. Methods that do not comply fully with these Methods may also be accepted, provided that the principals described in Section 2 above have been followed and requirements defined met. Approved Packaging is required for all seafood packed for air transport.

Where a shipper has a large volume of product that require a specific Packing Method, application for approval of the Method can be made by contacting the "Seafood Air Transport Committee".

#### **4. FISH AND SEAFOOD ACCEPTANCE BY AIR CARRIERS**

The airfreight area will inspect each consignment of seafood packaging and usually open one box to allow acceptance staff to view the packaging quality. Checking of consignments of live prawns packed in accordance with Packing Method 10 or aquarium fish per Packing Method 8 is not required.

An "Acceptance Checklist" will need to be filled out by the shipper and the acceptance clerk. An example of the "Acceptance Checklist" is shown as Form 1 at the end of these Regulations. The completed acceptance checklist will be held on file at the originating port for a period of three (3) months.

Note: Previously used fibreboard or polystyrene containers will not to be accepted for air transport.

##### **4.1 Acceptable Weights per Box or Carton**

Differences in the types of aircraft and ground support equipment used by airlines necessitate some limitations on weight and dimensions of acceptable shipments.

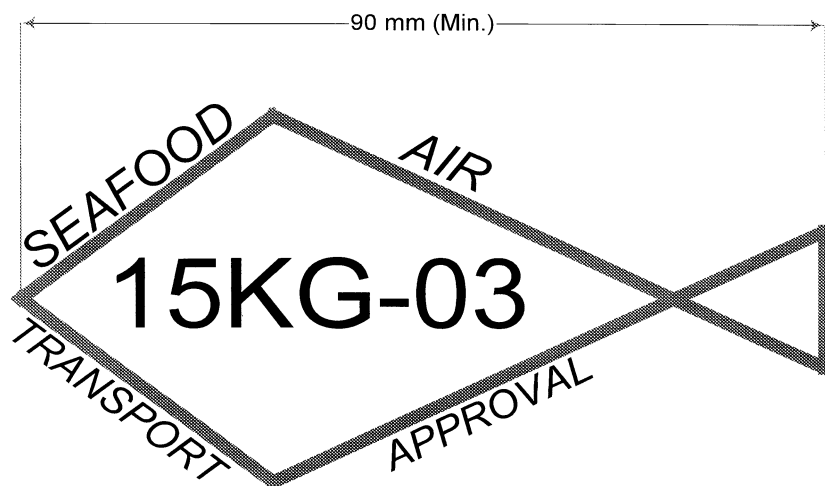
Shippers should verify limitations on size and weight of containers with the airline, particularly taking consideration of the types of aircraft likely to operate in the proposed sectors.

The gross mass of any seafood container must not exceed the gross mass for which the container was approved. Containers exceeding the approved gross mass will not be carried.

## 4.2 External Markings and Labelling

The seafood shipper must ensure that packages prepared for air transport are clearly marked with the Approval Number and the maximum gross weight (as Approved) once the Approval Number for the package design has been advised.

The seafood air transport logo that shall be used is illustrated below:



NOTE: The fish shaped logo below may only be used on packaging approved prior to 1997.



The lettering size for the approval number and gross mass must have a minimum height of 10 mm.

Packaging approved on the basis that wet ice is not permitted (eg Fibreboard Packaging under Packing Method 7 or 7A) shall be labelled on each side "NO WET ICE". The letters shall be 15-20 mm high and preferably adjacent to the seafood air transport logo.



Packages must be clearly marked on at least two sides of the container. For an EPS box the logo and approval number shall be on the bottom of the box and on the lid.

If the lid is used for more than one approved bottom it may have multiple approval numbers imprinted on it, either in the one logo symbol or as multiple logos. The appropriate approval number, corresponding to the approval number on the bottom of the box, must be identified on the lid by marking or circling.

Seafood transported as air cargo should also be identified on the outside of the carton by markings or labels that state 'SEAFOOD' or Live Animals (as appropriate). Suitable labels are available from the airlines.

Packaging for Packing Methods 11 and 12 require a Data Plate that contains information described in Para 2.5.4 of the Regulations.

The cargo Identification label must be prominently stuck or tied onto every package of the consignment. This label identifies the package of cargo in relation to the Air Waybill/Consignment Note covering it. It is important to complete the information on the label in full to ensure speedy handling and delivery.

Complete contact information must be displayed on the outside of the carton. Contact information should include a 24-hour telephone number for the shipper.

Labels should also be applied indicating whether the contents are LIVE, FRESH, or FROZEN. The orientation labels are as dictated by the Packing Method.

#### **4.3 Air Waybill/Consignment Note**

Inclusion of a 24-hour telephone number of the shipper is essential on the Air Waybill/Consignment Note as well as on the container. Information about the contents of shipments, such as whether the seafood is LIVE, FRESH or FROZEN should be noted in the 'Handling Information'/'Description of Contents' box of the air waybill. Other details, such as in the following examples for use of coolers, should also be stated in the 'Handling Information'/'Description of Contents' box:

- 'in case of delay, please refrigerate, if available'
- 'Hold in cooler for pick-up, if available'

#### **4.4 Additional Requirements when using Dry Ice as a Coolant**

##### **4.4.1 Package Marking and Labelling Requirements**

Where the packages contain dry ice as a refrigerant, additional marking and labelling requirements apply to comply with the IATA Dangerous Goods Regulations (DGR). The provisions of the IATA DGR require that the exterior of each package be marked with;

- The Proper Shipping Name
- Either 'Dry Ice' or "Carbon dioxide, solid"



- UN Number – UN1845
- The full name and address of the shipper and consignee, and
- The net weight of dry ice in the package

The exterior of each package must also be labelled with a Class 9, 'Miscellaneous Dangerous Goods' label. This label must be placed on the same side of the package as the Proper Shipping Name.

#### **4.4.2 Air Waybill/Consignment Note**

No 'Shippers Declaration for Dangerous Good' form (a special dangerous goods form) is required when dry ice is used as a refrigerant for non-dangerous goods. However the entry for the 'Nature and Quantity of Goods' box must describe the seafood and present the following dangerous goods information.

- Proper shipping name is either 'Carbon Dioxide', solid, or 'Dry Ice'.
- The hazard class which is 9
- UN Number for Dry Ice, UN1845
- The number of packages containing dry ice
- Net quantity of Dry Ice per package

For example, the entry in the 'Nature and Quantity of Goods' box for a shipment of four packages of fresh fish, each containing 2 KILOGRAMS of dry ice, would read:

'FRESH FISH, DRY ICE, CLASS 9, UN1845, 4x2 KILOGRAMS'

#### **4.5 Additional Requirements for Live Fish Shipments**

##### **4.5.1 Container Acceptance**

The container shall be inspected to ensure that:

- The unit is marked with an Approval Number and the data plate shows that the required maintenance has been carried out.
- The container is in good condition and the outer lid is securely clamped
- The inner lid perimeter, hatch, drain bung and outer lid gaskets are in good condition and completely water-tight.
- All security seals are intact
- The air supply module or oxygen cylinder is properly restrained (as applicable).
- The planned journey does not exceed 48 hours from time of packing.
- If preloaded into an aircraft ULD, spreader boards are used to ensure no metal to metal contact between the floor of the tank and the aircraft container, plastic sheet is used over the entire base of the tank and a minimum of 4 Restraint Straps are used to secure the tank inside the container.

- Oxygen bottle / Regulator (if fitted) are approved by CASA and the oxygen flow rate is less than 5 litres per minute.

#### **4.5.2 Labelling and Documentation**

The container must be correctly labelled as follows:

- Marked "Live Fish" on at least two opposing sides and container orientation labels on all four sides.
- Labelled with the local time and date at which the fish were packed.
- For a mechanically aerated container, a Shippers statement that the equipment has been accepted for low electromagnetic interference and that the batteries meet Special Provision A67.
- If oxygen is used, the container shall also be clearly marked with:
  - Proper Shipping Name – Oxygen, compressed,
  - UN Number – UN1072
  - Full Name and Address of Shipper
  - Full Name and address of the Consignee
  - Hazard labels – both Non-Flammable Compress Gas and Oxidizer.

#### **4.5.3 Air Waybill / Dangerous Goods Declaration (if required).**

The Air Waybill shall include the Approval Number and Serial Number of the Unit and (if using Oxygen) a copy of the Training Certificate for the person who prepared the shipment for export (ref CASA Instrument No SERDG 56/99).

The Dangerous Goods Declaration (if using Oxygen) shall include the Approval numbers for the Oxygen Bottle and the Unit and a statement that the requirements of ICAP SP A202 have been met.

If using Oxygen, Permission Numbers from the relevant Government authorities at both Origin and Destination are shown on BOTH the DG Declaration and Airway Bill with photocopies attached to the Airway Bill.

#### **4.6 Passengers carrying seafood as checked baggage**

Passengers transporting seafood as checked baggage must have the seafood product packed within one only container which has the following characteristics:

- The total weight of the container must not exceed 13 Kg.
- The container must be robust, water tight and in good condition. No visible cracks or holes from which leakage could occur. (Ventilation holes are permitted for live crayfish and mud crabs)
- The seafood product must be packed and sealed in one or more strong plastic bags tied and/or taped so the bags are also water-tight.

- Wet Ice, if required, must be added separate to the seafood product and must be sealed (watertight) in separate strong plastic bags or containers. (Eg Sealed frozen water bottle / ice pack) The aim is to keep the melting ice and seafood product from becoming salt water.
- Absorbent material which will absorb the total of any possible fluid leaks must be placed in the bottom of the container.
- The container may then be closed and sealed with adhesive tape so that it provides strength and a further water tight seal. (Refer to diagram in packing Method 3).
- This way up arrows to be placed on container, easily visible for further handling.

For live crayfish and mud crabs the above procedures apply except plastic bags need not be sealed (see Packing Method 6). Ventilation holes are permitted, preferably in the centre of the lid or ends of the container. A "Live Animals" tag and seafood sticker will also be required to aid identification.

At the check-in, airline staff must ensure that the procedures outlined above have been observed, by asking passengers the appropriate questions (points 3,4 and 5) and investigating the state of the relevant containers.

Carriage of live aquarium fish shall not be accepted as checked or carry-on baggage. It must be consigned as freight in accordance with Packaging Method 8 of the Regulations for Packaging of Seafood for Air Transport in Australia or the IATA Live Animal Regulations.

## **5. CONCLUSION**

Every effort is made by the airline to meet delivery needs and arrival notification within operational constraints. As with tendering to the air carrier from the packing house, timely delivery of the seafood shipment from the air carrier to the consignee is vital to assuring freshness of the seafood - and ultimately to assuring customer satisfaction.

With packaging that meets the needs of the air transport environment and shipments prepared to stay in prime condition throughout the journey, carriage by air can provide the key link to delivering quality products to distant markets.

## **6. REFERENCES**

The following documents have been reviewed during preparation of these regulations. Some of the documents have now been cancelled, withdrawn or replaced. Documents referenced in the Regulations are at current issue.

- 6.1** Guidelines for the Air Shipment of Seafood jointly published by the Air Transport Association of America and the National Fisheries Institute USA.
- 6.2** Packaging Standard for Wet Shipments Orient Airlines Association (April 1979).
- 6.3** Standards Association of Australia
  - AS 2582.3 Stacking, Compression Test
  - AS 2582.4 Vertical Impact Test by Dropping
  - AS 2582.7 Low Pressure Test
  - AS 2582.9 Leakage Test
  - AS 2583 Complete, Filled Transport Packages - Distribution Field Trails - information to be recorded.
  - AS 2584 General Rules for compilation of Performance Schedules.
- 6.4** American Society for the Testing of Materials
  - D 642 Compression Test for Shipping Containers
  - D 775 Drop Test for Shipping Containers (withdrawn)
- 6.5** Military Handbook 772 (US) - Packaging Engineering (30th March 1981)
- 6.6** Federal Test Method Standard 101C (US) (Cancelled)
  - Method 5007.1 Free Fall Drop Test
  - Method 5009.2 Leaks in Containers
- 6.7** ASHRAE Handbook 1982 Applications Chapter 29 'Fishery Products'
- 6.8** IATA "Live Animal Regulations"
- 6.9** IATA "Principles of Cargo Handling"
- 6.10** IATA "Dangerous Goods Regulations"
- 6.11** IATA Perishable Cargo Handling Manual."



**Form 1**

**SEAFOOD AIR TRANSPORT REGULATIONS**

**SEAFOOD ACCEPTANCE CHECKLIST**

1. Port of Origin..... 2. Lodgement Date..... Time: ..... 3. Package Approval Number* ..... 4. Package Gross Weight Approved..... Kg. 5. Sender name (Print) ..... Signed: ..... 6. Sender Contact Phone Number.....	<p style="text-align: center;"><b>COMPLETED BY SENDER</b></p>
--	---

7. Consignment Note Number of Checked Package..... 8. Actual Weight of check Package ..... Kg. 9. Correctly Packed as per Method Number ..... 10. Is each container in good condition and free from damage? YES / NO 11. Check sticker / tape affixed? YES / NO 12. Acceptance Clerk (Print)..... Signed: .....	<p style="text-align: center;"><b>COMPLETED BY ACCEPTANCE CARRIER</b></p>
--	---

*\* For information refer to the **Seafood Air Transport Regulations**.*

## APPENDIX A - SEAFOOD PACKAGE PERFORMANCE TESTING

### A.1 OUTLINE

Performance testing provides the avenue by which package manufacturers may qualify a package as suitable for the air transport of seafood.

Seafood package manufacturers seeking approval of their package should undertake the testing required as defined in this Appendix, following the procedure defined in paragraph A4.

Laboratories with the equipment required are listed in paragraph A3.

### A.2 PERFORMANCE TEST REQUIREMENTS

**Two** packages, selected at random from normal production or prototypes fully representative of production packages, must undergo the performance tests defined in Table 1.

The gross mass of the test package (M) will be 10% greater than the Approval weight being applied for. ie. a package intended to carry a maximum of 10 kg will have a test mass (M) of 11 kg.

This requirement does not apply to the Tilt Test per Para A.2.5.3.

#### A.2.1. Conditioning of Packages Prior to Testing

Condition in accordance with AS 2582.2-2003 (Condition 4 - 24 hours at 5 degrees Celsius and 85 percent relative humidity).

This conditioning requirement may be waived for expanded polystyrene (EPS) boxes that do not use fibreboard as part of the package (EPS has been shown to be unaffected by low temperature conditioning). However, EPS boxes should be 'cured' for 14 days at room temperature after manufacture before being subjected to testing.

#### A.2.2. Substitute Loads for Performance Tests:

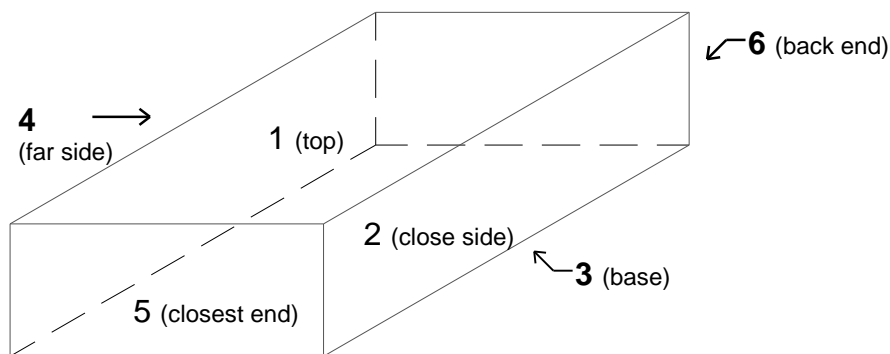
The substitute load used in the Vertical Impact, Stacking and Suspension Drop tests shall consist of water in polyethylene bags or water in the containers intended to be used for actual transport or granular material to fill the containers not more than 90% of the internal volume. For water, tie the bags as for Packing Method 8 except that the plastic foam/padding between the bags shall be omitted for the test.

If granular materials are used, they must be of bulk density approx. 0.75 to 1.25 kg/l with a mesh size of 1 to 5 mm. Granules may be used as an alternative to water to avoid spills during and after testing. The granular material, such as polycarbonate or glass-filled polypropylene, will be poured directly into the container to achieve the test weight. The bulk form of the material will be “fluid” in nature. It is permissible to incorporate other materials (sacks of lead shot, foam, sand, sawdust, etc.) to achieve the fill level and bulk density, if necessary.

### A.2.3. Package Testing

#### A.2.3.1. Vertical Impact Test:

Within 5 minutes of removal from the conditioning environment, the package is subjected to Vertical impact test in accordance with AS 2582.4-2003. Use a drop height of 500 mm with the impact surface perpendicular to the drop direction. Two packages shall be tested, each with an impact on corner 2-3-5 and then an impact on edge 3-6 and then an impact on edge 3-4 (ie. three drops for each package).



*Package Orientation Definition from AS 2582.1-2003 (isometric view)*

Note: Vertical Impact Tests should proceed in the order indicated above. However, the package shall pass the Test after drops in any order.

#### A.2.3.2. Stacking Test

The containers that were subjected to the Vertical Impact test must then be subjected to a Stacking Test in accordance with AS 2582.3-2003. The stacking duration is 24 hours and test conditions shall be as for pre-conditioning (Para A.2.1). The test load (TL) is calculated as follows:

$$TL = M (N-1)$$

where

- M is the mass of the test package (Approved weight plus 10% - see Para 2)  
N is the whole number of boxes that can be stacked within a height of 1.5 meters (1500 mm).

For example, for a 285 mm high box with an approved weight of 10 kgs:

$$\begin{aligned} TL &= 11 (1500/285 - 1) = 11(5.26-1) \\ &= 11(5-1) \text{ (5 whole boxes)} \\ &= 44 \text{ kgs} \end{aligned}$$



**A.2.3.3. COBB Test** (applicable to fibreboard containers or fibreboard components)

The test shall be carried out per AS 1301.411s-2004. The water absorption for a test time of 30 minutes shall not exceed:

- |   |                       |
|---|-----------------------|
| (a) external surface of the container:    | 155 gm/m <sup>2</sup> |
| (b) inner surface of the container:       | 155 gm/m <sup>2</sup> |
| (c) outer surface of a "leak proof" tray: | 155 gm/m <sup>2</sup> |
| (d) inner surface of a "leak proof" tray: | 50 gm/m <sup>2</sup>  |

**A.2.3.4. Suspension Drop Test** - (applicable to EPS containers with Plastic Strapping)

The containers that were subjected to the Vertical Impact test and Stacking Tests must then be subjected to a Suspension Drop Test. The box is suspended from the two outer plastic straps by a strong inextensible rope. The rope and box are then allowed to fall 200mm before being suddenly stopped. The test shall be carried out per intent of AS/NZS 2906:2001 Appendix G. The test shall be performed **3 times each** on two boxes.

**A.2.3.5. Impact Test - base and lid** (applicable to EPS containers and inners)

A 40 mm diameter dart weighing 7 kg is dropped from a height of 100 mm onto a 150 mm diameter plastic disc on the base, one end and the lid of the container. The target disk is to be made of a hard plastic (eg acrylic) approximately 12 mm thick, with the lower edge having a radius of no more than 3 mm. The tests shall be performed on an empty box that is closed (as if for transport) and has previously been subjected to Vertical Impact, Stacking and Suspension Drop Testing (where applicable).

**A.2.3.6. Leakage testing** (EPS packages only)

On completion of the Vertical Drop, Stack, Suspension Drop and Impact Tests (described above), empty any contents of the box and fill with water to 10% of the package's volume. Close the box and retape in accordance with the Packaging Method. The box shall be oriented at 45° to the horizontal along the most unfavourable edge. No leakage shall occur in 30 minutes.

**A.2.4. Acceptance Criteria:**

The package design will have passed the above performance schedule if none of the following has occurred after testing (applicable to both inner and outer for combination packages).

- (a) Any splitting, cracking or crumbling of the containers walls, lid or base.

- (b) Crushing of the walls, lid or base to such an extent that the contents would be crushed or damaged in any way.
- (c) Distortion of the package sufficient to render unstable stacking.



## APPENDIX B

## SEAFOOD PACKAGE APPROVALS

### B.1 OUTLINE

In the late 1980's domestic airfreight carriers in Australia (including Australian Airlines, now Qantas) resolved to impose Regulations on the packing of Seafood to eliminate the frequent spills of corrosive liquids from these packages. The Seafood Air Transport Committee was formed and Regulations for the Packaging of Seafood for Air Transport developed. The Regulations were first published in September 1988. Compliance became mandatory in March 1991.

The packaging listed here has been approved by the Committee. It meets the performance and quality control requirements of the "Regulations for the Packaging of Seafood for Air Transport in Australia". Approved packaging will be marked with an Approval Number (a preferred logo is shown in Appendix A).

The following list of Approval Numbers and short description of the packaging will allow airline cargo people to recognise the packaging as acceptable for air transport of seafood.

Approved packaging has been grouped in this Appendix by Packing Method from the Regulations. ie. Group 7 Fibreboard Box for Large Whole Fish shall be packed in accordance with Packing Method 7.

1. Fibre-Board and Plastic-Board Packaging for Packing Method 1
2. EPS with Fibre-Board or Plastic Outer for Packing Method 2
3. Expanded Polystyrene (EPS) and Plastic for Packing Method 3
4. Rigid Plastic Containers for Packing Method 4
5. Fibreboard Boxes for live product for Packing Method 5
6. EPS boxes for live product for Packing Method 6
7. Fibreboard box for Packing Method 7 (large whole fish)
- 7.A. Fibreboard box with internal leak-proof tray for Packing Method 7A
8. Live Aquarium Fish in Water (small containers) for Packing Method 8
9. Large Fish boxes for Packing Method 9
10. Packaging for Live Prawns for Packing Method 10
11. Mechanical Aeration For Live Fish in Water, Packing Method 11
12. Oxygen Supply for Live Fish in Water, Packing Method 12.
13. Other Packaging.
14. EPS Box with Fibreboard outer for Hogg or Filleted Salmon.

The sequential Approval Number allocated to the package is listed in order within the above groups. Cross-reference tables of the Package Approval numbers and the Packaging Group for the pre and post 1997 numbering formats follow.

***Revision marks along the left side of the page are not included in this revision.***

## CROSS REFERENCE TABLE OF PACKAGE APPROVAL NUMBERS

For information about a particular package Approval Number, refer to the Group within this appendix as listed here (Eg. for Approval Number 5 refer to Group 9 - Large Fish boxes). For package approvals issued from 1997 (Eg. of the form 15KG-0x, etc.), refer to the table on the next page.

Pack. Appl.	Method	Pack. Appl.	Method	Pack. Appl.	Method	Pack. Appl.	Method	Pack. Appl.	Method	Pack. Appl.	Method
1	1	31	1			91	1	121	1	151	8
2	1	32	1			92	13	122	7		
						93	1			153	7
4	2	34	1								
5	9										
6	9										
7	9			67	1						
8	9					98	1			158	1
9	1										
12	9							133	8		
14	1										
						105	1	135	2		
						106	1	136	2		
				77	5	107	1			167	1
		48	9								
		49	9	79	1					169	7
		50	7	80	9					170	7
		51	1			111	9	141	9	171	7
						112	9	142	9	172	10
						113	9	143	9		
						114	9	144	9	174	11
						115	9	145	9		
				86	2	116	9				
						117	9				
		58	1	88	1	118	7				
29	4	59	1	89	1	119	7	149	4		
30	2							150	10		

NOTE: Approved Packaging Numbers that are missing have been withdrawn.



## CROSS REFERENCE TABLE OF PACKAGE APPROVAL NUMBERS AFTER 1997

Package Approval	Group	Package Approval	Group	Package Approval	Group	Package Approval	Group
5KG-01	3	15KG-15	3	20KG-36	3	680KG-02	11
5KG-02	3	15KG-17	3	20KG-37	3	700KG-01	9
5KG-03	3	15KG-19	3	20KG-38	13	750KG-01	11
5KG-04	3	15KG-20	3	20KG-39	3	800KG-01	11
5KG-08	3	15KG-21	3	20KG-40	1	830KG-01	11
5KG-09	3	15KG-22	3	20KG-41	1	900KG-01	11
5KG-10	3	15KG-23	3	20KG-42	3	900KG-02	12
5KG-11	3	15KG-24	3	23KG-01	2/14	950KG-01	12
5KG-12	3	15KG-25	3	23KG-02	3	950KG-02	11
5KG-13	3	15KG-26	3	23KG-03	1	950KG-03	11
5KG-14	3	15KG-27	3	23KG-04	3	950KG-04	11
5KG-15	3	15KG-28	3	23KG-05	3	950KG-05	11
5KG-16	1	15KG-29	1	23KG-06	3	990KG-01	12
5KG-17	3	15KG-30	3	23KG-07	3	990KG-02	11
5KG-18	3	15KG-33	6	23KG-08	3	990KG-03	12
5KG-19	1	15KG-34	3	23KG-09	3	990KG-05	11
6KG-01	3	15KG-35	3	23KG-10	3	990KG-06	12
8KG-01	3	15KG-36	3	23KG-11	3	1000KG-01	11
10KG-01	3	15KG-37	3	23KG-12	1	1000KG-02	9
10KG-02	3	15KG-38	3	25KG-01	4	1000KG-03	11
10KG-03	3	20KG-01	3	35KG-01	4	1000KG-04	11
10KG-04	3	20KG-02	3	60KG-01	13	1000KG-05	11
10KG-05	3	20KG-03	3	65KG-01	7	1000KG-06	11
10KG-06	3	20KG-04	3	65KG-02	7	1000KG-07	11
10KG-07	3	20KG-05	3	75KG-01	11	1000KG-08	12
10KG-08	3	20KG-06	3	80KG-01	7	1000KG-09	11
10KG-09	3	20KG-07	3	100KG-01	7	1000KG-10	12
10KG-10	3	20KG-08	3	100KG-02	7	1015KG-01	11
10KG-12	3	20KG-09	3	100KG-03	7A	1015KG-02	12
10KG-13	3	20KG-10	2	100KG-04	7	1015KG-03	12
10KG-14	1	20KG-11	3	100KG-05	7	1015KG-04	12
10KG-15	1	20KG-12	3	100KG-06	7	1015KG-05	12
10KG-16	3	20KG-13	3	100KG-07	7	1015KG-06	11
10KG-18	3	20KG-14	3	120KG-01	7	1015KG-07	11
10KG-19	3	20KG-15	3	120KG-02	7	1015KG-08	11
10KG-20	3	20KG-16	3	120KG-03	7	1015KG-09	11
10KG-21	3	20KG-17	3	120KG-04	7	1080KG-01	12
10KG-22	5	20KG-18	3	150KG-01	11	1100KG-01	12
10KG-23	13	20KG-19	3	160KG-01	11	1150KG-01	11
10KG-24	3	20KG-20	3	175KG-01	9	1350KG-01	11
10KG-25	1	20KG-22	1	200KG-01	11	1450KG-01	12
15KG-01	3/6	20KG-26	3	250KG-01	11	3000KG-01	11
15KG-02	3	20KG-28	3	250KG-02	9		
15KG-03	3	20KG-29	3	260KG-01	11		
15KG-04	3	20KG-30	2	280KG-01	11		
15KG-05	3	20KG-31	3	350KG-01	9		
15KG-06	3	20KG-32	3	350KG-01	11		
15KG-08	3	20KG-33	3	500KG-01	9		
15KG-11	3	20KG-34	13	510KG-01	11		



15KG-12	3	20KG-35	13	600KG-01	12	
15KG-13	3			680KG-01	11	
15KG-14	3					

## 1. FIBRE-BOARD AND PLASTIC-BOARD PACKAGING FOR PACKING METHOD 1

APPROVAL NUMBER / DATE	MAXIMUM GROSS MASS	DESCRIPTION	MANUFACTURER
001 (03-09-90)	15kg "Flutepack"	A 595(L) x 395(W) x 260(H)mm combination package consisting of an outer container (box constructed from plastic fluteboard using a leakproof double folded corner design and plastic welded construction. The box contains a tight fitting EPS inner.	Corex Plastics Australia Pty Ltd 16 Healey Road Dandenong VIC 3175
002 (03-09-90)	15kg "Seafood Composite Package"	A 509(L) x 307(W) x 251(H)mm double wall corrugated fibreboard waterproof outer with a foil/polyethylene lined leakproof designed inner.	Amcor Fibre Packaging Ashover Road Rocklea QLD 4106
009 (04-10-90)	15kg "Seafood Composite Package"	A 505(L) x 305(W) x 242(H)mm wax impregnated single wall corrugated fibreboard outer with a oil/lined leakproof designed inner.	Amcor Fibre Packaging Ashover Road Rocklea QLD 4106
014 (21-12-90)	20kg "Flutepack"	A 585(L) x 382(W) x 267(H)mm extruded polypropylene fluteboard outer over an expanded polystyrene box (good quality medium density).	Corex (Australia) Pty Ltd 16 Healey Road Dandenong VIC 3175
031 (07-05-91)	23kg "Thermapak"	Two piece waxed corrugated board leakproof with lid 605(L) x 400(W) x 258(H)mm external dimensions, with a 10 mm bubble pack insulating liner.	Therma Rite Pty Ltd 1-12 Energy Crescent Ernest Junction QLD 4214
032 (17-04-91)	19kg "N.Q. Air Freight Seafood Package"	A 550(L) x 355(W) x 245(H)mm regular style outer corrugated fibreboard box containing a leakproof corrugated tray.	Amcor Fibre Packaging Townsville QLD 4810

## 1. FIBRE-BOARD AND PLASTIC-BOARD PACKAGING FOR PACKING METHOD 1

APPROVAL NUMBER / DATE	MAXIMUM GROSS MASS	DESCRIPTION	MANUFACTURER
034 (17-04-91)	16kg "Whole Fish Fresh or Frozen Package"	A 650(L) x 375(W) x 170(H)mm regular style outer corrugated fibreboard box containing a leakproof corrugated tray. Absorbent pad is placed in the bottom of the leakproof tray.	Amcor Fibre Packaging Darwin NT 0800
051 (29-05-91)	15kg "Oyster Package"	A 365(L) x 320(W) x 440(H)mm protective waxed fibreboard outer containing a tied plastic bag which contains three waxed fibreboard inner cartons.	Amcor Fibre Packaging Remount Road Launceston TAS 7250
058 (06-08-91)	15kg "Frozen Crab Carton"	A fibreboard outer box of outside dimensions 572(L) x 370(W) x 253(H)mm containing a leakproof corrugated tray into which the product is packed.	Amcor Fibre Packaging Athol Park SA 5012
059 (13-08-91)	15kg "Fresh Fish Package"	A corrugated fibreboard outer carton of leakproof design with foil/foam combination liner and attached lid with full depth end flaps. Carton dimensions are 480(L) x 280(W) x 255(H)mm.	Insul-Box 3/223 Davo Court Burleigh Gardens QLD 4219
067 (05-09-91)	15kg "Fresh Fish Package"	Corrugated fibreboard outer carton of leakproof design with foil/foam combination liner and attached lid with full depth end flaps. Carton dimensions are 450(L) x 350(W) x 320(H)mm.	Insul-Box 3/223 Davo Court Burleigh Gardens QLD 4219
079 (03-03-92)	18kg "Fresh Fish Package"	Corrugated fibreboard outer carton of leakproof design with foil/foam combination liner and attached lid with full depth end flaps. Carton dimensions are 910(L) x 290(W) x 195(H)mm.	Insul-Box 3/223 Davo Court Burleigh Gardens QLD 4219



## 1. FIBRE-BOARD AND PLASTIC-BOARD PACKAGING FOR PACKING METHOD 1

APPROVAL NUMBER / DATE	MAXIMUM GROSS MASS	DESCRIPTION	MANUFACTURER
088 (05-02-93)	2kg "Crayfish Box"	A die-cut fibreboard box with inner receptacle lined with foil coated bubble wrap. Box dimensions are 325(L) x 185(W) x 140(H)mm.	Sea Delights 28 Roseville Avenue Doncaster VIC 3108
089B (13-09-95)	30kg Whole Fresh Fish Package (White Outer)	A 635(L) x 370(W) x 160(H)mm outer corrugated fibreboard box containing a leakproof corrugated insert waxed both sides.	Visy Board Pty Ltd Berrimah Darwin NT 0828
091 (16-12-93)	16kg "Prawn Package"	Corrugated fibreboard outer carton of leakproof design with foil/foam combination liner and attached lid with full depth end flaps. Carton dimensions are 550(L) x 330(W) x 190(H)mm.	Insul-Box 3/223 Davo Court Burleigh Gardens QLD 4219
098 (05-01-95)	52kg Fibreboard Large Fish Box	Two piece corrugated fibreboard. Tray is wax coated. External dimensions are 645(L) x 375(W) x 175(H)mm.	Amcor Fibre Packaging Darwin NT
105 (05-01-95)	25kg "Fresh or Frozen" Fish Package	Two piece corrugated fibreboard. Tray is wax coated. External dimensions are 979(L) x 261(W) x 279(H)mm.	Amcor Fibre Packaging Darwin NT
106 (05-01-95)	23kg "Fresh or Frozen" Fish Package	Two piece corrugated fibreboard. Tray is wax coated. External dimensions are 979(L) x 261(W) x 278(H)mm.	Amcor Fibre Packaging Darwin NT
107 (05-01-95)	23kg "Fresh or Frozen" Fish Package	Two piece corrugated fibreboard. Tray is wax coated. External dimensions are 637(L) x 367(W) x 175(H)mm.	Amcor Fibre Packaging Darwin NT
121 (07-06-95)	52kg Fibreboard Large Fish Box	Two piece corrugated fibreboard. Tray is wax coated. External dimensions are 1461(L) x 336(W) x 250(H)mm.	Amcor Fibre Packaging Ashover Road Rocklea QLD 4106

## 1. FIBRE-BOARD AND PLASTIC-BOARD PACKAGING FOR PACKING METHOD 1

APPROVAL NUMBER / DATE	MAXIMUM GROSS MASS	DESCRIPTION	MANUFACTURER
158 (14-10-96)	40kg Fibreboard Large Fish Box	Two piece corrugated fibreboard. The outer carton is manufactured from board with and a wax coated tray External dimensions are 665(L) x 365(W) x 320(H)mm.	Amcor Fibre Packaging Ashover Road Rocklea QLD 4106
167 (10-01-97)	18kg Fibreboard Large Live Crayfish Pack	Two piece corrugated fibreboard. The outer carton is manufactured from board with and a wax coated tray External dimensions are 553(L) x 330(W) x 225(H)mm.	Amcor Fibre Packaging Ashover Road Rocklea QLD 4106
5KG-16	5kg "Abalone Box"	External dimensions are 380(L) x 290(W) x 123(H)mm.	Lonimar Australia 6 Fink St. Kensington VIC 3031
5KG-19	5kg "Fish Fillet" Fibreboard Box	Box is a corner gusseted fibreboard box with a 208 gsm silver or white coloured film/paper laminate coating for waterproofing. External dimensions are 386(L) x 288(W) x 147(H)mm.	Amcor Fibre Packaging Ashover Road Rocklea QLD 4106
10KG-14 (14-10-98)	10kg Fibreboard "Fresh First" Pack	Three piece corrugated fibreboard. The inner tray box has a metallised coating on the inner surface. External dimensions are 521(L) x 309(W) x 184(H)mm.	Amcor Fibre Packaging Smithfield NSW
10KG-15 (21-09-99)	10kg "Fish Box"	Two piece fibreboard box External dimensions are 342(L) x 323(W) x 180(H)mm. 714 +/- 5% grams dry weight including inner. Inner manufactured from solid fibreboard laminated both sides with metallised polyester.	Carter Holt Harvey Great South Road Penrone, Auckland New Zealand
10KG-25	10kg "Abalone Box"	External dimensions are 570(L) x 365(W) x 123(H)mm.	Lonimar Australia 6 Fink St. Kensington VIC 3031

# **1. FIBRE-BOARD AND PLASTIC-BOARD PACKAGING FOR PACKING METHOD 1**

<b>APPROVAL NUMBER / DATE</b>	<b>MAXIMUM GROSS MASS</b>	<b>DESCRIPTION</b>	<b>MANUFACTURER</b>
15KG-29 (21-09-99)	15kg Thermasure Fish Box	External dimensions are 510(L) x 323(W) x 180(H)mm. 998gm total dry weight. Combination package consisting of a solid fibre metallised inner and a corrugated cardboard outer.	Carter Holt Harvey Penrone, New Zealand
20KG-22 (21-09-99)	20kg Thermasure Fish Box	External dimensions are 685(L) x 323(W) x 180(H)mm. 1160gm total dry weight. Combination package consisting of a solid fibre metallised inner and a corrugated cardboard outer.	Carter Holt Harvey Penrone New Zealand
20KG-24 (20-09-00)	20kg Fresh Fish Box	Internal Dimensions Base 538(L) x 348(W) x 218(H)mm.	Visy Board Campbellfield VIC 3061
20KG-40 (30-04-09)	20kg "Oyster" Fibreboard	External dimensions are 629(L) x 330(W) x 207(H)mm. Box is a corner gusseted fibreboard box with silver pigmented polyethylene coating	Amcor Fibre Packaging Ashover Road Rocklea QLD 4106
20KG-41 (30-04-09)	20kg "Oyster" Fibreboard	External dimensions are 589(L) x 330(W) x 207(H)mm. Box is a corner gusseted fibreboard box with silver pigmented polyethylene coating	Amcor Fibre Packaging Ashover Road Rocklea QLD 4106
23KG-04 (21-09-99)	23kg "Fish Box"	Two piece fibreboard box External dimensions are 685(L) x 323(W) x 210(H)mm. 1390 +/- 5% grams dry weight including inner. Inner manufactured from solid fibreboard laminated both sides with metallised polyester.	Carter Holt Harvey Great South Road Penrone, Auckland New Zealand

# 1. FIBRE-BOARD AND PLASTIC-BOARD PACKAGING FOR PACKING METHOD 1

APPROVAL NUMBER / DATE	MAXIMUM GROSS MASS	DESCRIPTION	MANUFACTURER
23KG-12 (30-04-09)	23kg "HOGG Fish" Fibreboard Box	External dimensions are 610(L) x 400(W) x 265(H)mm. Box is a corner gusseted fibreboard box with a 208 gsm silver or white coloured film/paper laminate coating for waterproofing.	Amcor Fibre Packaging Ashover Road Rocklea QLD 4106

## 2. EPS OR PLASTIC WITH FIBRE-BOARD OR PLASTIC OUTER FOR PACKING METHOD 2

APPROVAL NUMBER / DATE	MAXIMUM GROSS MASS	DESCRIPTION	MANUFACTURER
004 (05-09-90)	15kg "Wetstack"	A 4 piece container comprising a thermo-formed high-impact polystyrene insert, with a friction fit high-impact polystyrene lid taped on, enclosed in a waxed fibreboard	Amcor Fibre Packaging Locked Mail Bag 52 Smithfield NSW 2164
030 (13-06-91)	18kg "Tropical Sea Farm Shrimp Package"	A 570(L) x 385(W) x 260(H)mm leakproof corrugated box containing a celluform expanded polystyrene box with lid	Amcor Fibre Packaging Townsville QLD 4810
086 (22-09-92)	20kg "Tropical Sea Farm Shrimp Package"	A combination package consisting of an expanded polystyrene box contained within a fibreboard outer of dimensions 624(L) x 424(W) x 292(H)mm.	Amcor Fibre Packaging 103 Ashover Road Rocklea QLD 4106
135 (23-10-95)	23kg "Fish Package"	A combination package consisting of an expanded polystyrene box contained within a fibreboard outer of dimensions 555(L) x 520(W) x 370(H)mm.	Amcor Fibre Packaging 103 Ashover Road Rocklea QLD 4106
136 (26-10-95)	23kg "Fish Package"	A combination package consisting of an expanded polystyrene box contained within a fibreboard outer of dimensions 592(L) x 395(W) x 390(H)mm.	Amcor Fibre Packaging 103 Ashover Road Rocklea QLD 4106
20KG-09 (17-04-98)	20kg "Salmon Box 24"	External dimensions are 782(L) x 302(W) x 260(H)mm. 760 $\pm$ 5% grams dry weight including lid Includes a fibreboard outer sleeve.	Polyfoam Australia 32 Dandenong St Dandenong VIC 3175

## 2. EPS OR PLASTIC WITH FIBRE-BOARD OR PLASTIC OUTER FOR PACKING METHOD 2

APPROVAL NUMBER / DATE	MAXIMUM GROSS MASS	DESCRIPTION	MANUFACTURER
20KG-30 (29-10-01)	20kg "Fish Package"	A combination package consisting of 20KG-08 EPS box contained within a fibreboard outer. Approval Number 20KG-30 is printed on the fibreboard outer. External dimensions are 575(L) x 390(W) x 260(H)mm. $510 \pm 5\%$ dry weight including lid.	RMAX 2-4 Mephan Street Maribyrnong VIC 3032
23KG-02 (18-06-99)	23kg "Salmon Box"	External dimensions are 790(L) x 305(W) x 260(H)mm. $594 \pm 5\%$ grams dry weight including lid and tray.  (Also approved to Packing Method 14)	Polyfoam Australia 32 Dandenong St Dandenong VIC 3175

### 3. EXPANDED POLYSTYRENE (EPS) FOR PACKING METHOD 3

APPROVAL NUMBER / DATE	MAXIMUM GROSS MASS	DESCRIPTION	MANUFACTURER
5KG-01 (05-12-97)	5kg "Seafood Box No. 19"	External dimensions are 390(L) x 290(W) x 150(H)mm. 140 ± 5% grams dry weight including lid.	Polyfoam Australia Pty Ltd, Dandenong, VIC, 3175
5KG-02 (24-12-97)	5kg "EPS Ice Pack"	External dimensions are 385(L) x 240(W) x 170(H)mm. 213 ± 5% dry weight including lid.	RMAX 27 Chifley Street Smithfield NSW 2167
5KG-03 (30-01-98)	5kg "EPS Ice Pack, 5kg Export NV"	External dimensions are 385(L) x 290(W) x 170(H)mm. 170 g ± 5% dry weight including lid.	Rmax-Celluform Steptoe Street Bundaberg QLD 4670
5KG-04 (30-01-98)	5kg "EPS Ice Pack, 5kg Export NV"	External dimensions are 385(L) x 290(W) x 170(H)mm. 170 g ± 5% dry weight including lid.	RMAX Peachey Road Elizabeth West SA
5KG-08 (14-03-00)	5kg "MB5" Seafood Box	External dimensions are 420(L) x 290(W) x 190(H)mm. 235 +- 5% gms dry weight including lid.	Polyfoam Australia 32 Dandenong St Dandenong VIC 3175
5KG-09 (02-02-01)	5kg Small EPS Box "P0025" Seafood Box	External dimensions are 228(L) x 182(W) x 114(H)mm, 83 +- 5% gms dry weight including lid.	AndPak (Aust) Pty Ltd, Lot 1 Industrial Drive, Irymple, VIC 3498.
5KG-10 (02-02-01)	5kg Large EPS Box "P0026" Seafood Box	External dimensions are 385(L) x 325(W) x 143(H)mm, 198 +/- 5% gms dry weight including lid.	AndPak (Aust) Pty Ltd, Lot 1 Industrial Drive, Irymple, VIC 3498.
5KG-11 (03-12-03)	5kg MB5	External dimensions are 387(L) x 290(W) x 200(H)mm, 200 +0- 5% gms dry weight including lid.	Polyfoam Australia 32 Dandenong St Dandenong VIC 3175

### 3. EXPANDED POLYSTYRENE (EPS) FOR PACKING METHOD 3

APPROVAL NUMBER / DATE	MAXIMUM GROSS MASS	DESCRIPTION	MANUFACTURER
5KG-12 (03-12-03)	5kg MB7	External dimensions are 387(L) x 290(W) x 245(H)mm, 235 +/- 5% gms dry weight including lid.	Polyfoam Australia 32 Dandenong St Dandenong VIC 3175
5KG-13 (03-12-03)	5kg X/Small Fish Box	External dimensions are 385(L) x 295(W) x 175(H)mm, 210 +/- 5% gms dry weight including lid.	Norfoam Aust P/L Innisfail, QLD, 4860
5KG-14	5kg Ice Pack 12 Layer 9L	External dimensions are 384(L) x 289(W) x 152(H)mm, 140 ± 5% gms dry weight including lid.	RMAX, Melbourne 2-4 Mephan St. Maribyrnong VIC 3032
5KG-15	5kg Lidded 5kg Ice Box	External dimensions are 387(L) x 236(W) x 261(H)mm, 240 ± 5% gms dry weight including lid.	RMAX, Melbourne 2-4 Mephan St. Maribyrnong VIC 3032
5KG-17	5kg Ice Pack HD EPS Box	External dimensions are 249(L) x 229(W) x 176(H)mm, 101 gms dry weight including lid.	RMAX, Melbourne 2-4 Mephan St. Maribyrnong VIC 3032
5KG-18	5kg EPS Seafood Box	External dimensions are 382(L) x 292(W) x 173(H)mm, 240 gms ± 5% dry weight including lid.	Ultrastak Australia 15 Quin Drive Swan Hill VIC 3585
6KG-01 (03-12-03)	6kg Export Non-Vent Box	External dimensions are 385(L) x 290(W) x 176(H)mm, 178 +/- 5% gms dry weight including lid	RMAX Maribyrnong, VIC, 3032.
8KG-01 (24-1-06)	8kg Code 76 Box	8kg Code 76 EPS Seafood Box. External dimensions 390(L)mm x 235(W)mm x 265(H)mm	Polyfoam Australia 32 Dandenong St Dandenong VIC 3175
10KG-01 (05-12-97)	10kg "Small Seafood Box"	External dimensions are 570(L) x 380(W) x 220(H)mm. 507 ± 5% dry weight including lid.	Norfoam Australia Pty Ltd, Innisfail, QLD, 4860



### 3. EXPANDED POLYSTYRENE (EPS) FOR PACKING METHOD 3

APPROVAL NUMBER / DATE	MAXIMUM GROSS MASS	DESCRIPTION	MANUFACTURER
10KG-02 (19-12-97)	10kg "Fish Box"	External dimensions are 490(L) x 335(W) x 205(H)mm. $320 \pm 5\%$ grams dry weight including lid.	Frontier Industries, 1-11 McNaughton rd, Clayton , VIC. 3168
10KG-03 (24-12-97)	10kg "Small EPS Ice Pack"	External dimensions are 580(L) x 390(W) x 200(H)mm. $400 \pm 5\%$ grams dry weight including lid.	RMAX 27 Chifley Street Smithfield NSW 2167
10KG-04 (29-12-97)	10kg "EPS Ice Pack"	External dimensions are 580(L) x 390(W) x 210(H)mm. $390 \pm 5\%$ grams dry weight including lid.	RMAX-Celluform Steptoe Street Bundaberg QLD 4670
10KG-05 (10-02-98)	10kg "03 Seafood Box"	External dimensions are 575(L) x 386(W) x 260(H)mm. $460 \pm 5\%$ grams dry weight including lid	Polyfoam Australia 32 Dandenong St Dandenong VIC 3175
10KG-06 (17-02-98)	10kg "EPS Seafood Box"	External dimensions are 200(L) x 335(W) x 500(H)mm. $290 \pm 5\%$ grams dry weight including lid	RMAX Steptoe Street Bundaberg QLD 4670
10KG-07 (17-04-98)	10kg "EPS Seafood Box"	External dimensions are 485(L) x 335(W) x 204(H)mm. $290 \pm 5\%$ grams dry weight including lid	Polyfoam Australia 32 Dandenong St Dandenong VIC 3175
10KG-08 (19-05-98)	10kg "Oyster Box"	External dimensions are 515(L) x 275(W) x 175(H)mm. $302 \pm 5\%$ grams dry weight including lid	Polyfoam Australia 32 Dandenong St Dandenong VIC 3175
10KG-09 (19-05-98)	10kg "Seafood Box"	External dimensions are 490(L) x 340(W) x 210(H)mm. $306 \pm 5\%$ grams dry weight including lid	Polyfoam Australia 32 Dandenong St Dandenong VIC 3175
10KG-10 (12-08-98)	10kg "Seafood Box"	External dimensions are 550(L) x 400(W) x 148(H)mm. $380 \pm 5\%$ grams dry weight including lid Supersedes 05KG-05.	RMAX 5 Baldwin Street Kewdale WA 6105

### 3. EXPANDED POLYSTYRENE (EPS) FOR PACKING METHOD 3

APPROVAL NUMBER / DATE	MAXIMUM GROSS MASS	DESCRIPTION	MANUFACTURER
10KG-12 (27-08-98)	10kg "10S.1" "Seafood Box"	External dimensions are 485(L) x 334(W) x 170(H)mm. 236 $\pm$ 5% grams dry weight including lid	ANDPAK (Aust.) 1 Industrial Court Irymple VIC 3948
10KG-13 (27-08-98)	10kg "10L.1" "Seafood Box"	External dimensions are 485(L) x 334(W) x 195(H)mm. 295 $\pm$ 5% grams dry weight including lid	ANDPAK (Aust.) 1 Industrial Court Irymple VIC 3948
10KG-16 (25-11-99)	10kg "024" Seafood Box	External dimensions are 547(L) X 402(W) x 153(H)mm. 400 $\pm$ 5% grams dry weight including lid.	Polystyrene Industries, Canningvale WA 6155
10KG-18 (03-02-00)	10kg "MB10" Seafood Box	External dimensions are 580(L) x 385(W) x 175(H)mm. 408 +/- 5% gms dry weight including lid.	Polyfoam Australia 32 Dandenong St Dandenong VIC 3175
10KG-19 (22-03-01)	10kg "Small Sprout (IPS)" EPS Seafood Box	External dimensions are 485(L) x 355(W) x 185(H)mm. 350 +/- 5% gms dry weight including lid.	Valls Styrene Packing Co. P/L, Jury Road, Berri, SA, 5343.
10KG-20 (02-07-01)	10kg "EPS Box (Q8ICE10- 10kg)"	External dimensions are 500(L) x 334(W) x 132(H)mm. 274 +/- 5% gms dry weight including lid.	RMAX, Brisbane. 236 Musgrave Rd, Coopers Plains, QLD Aust, 4108.
10KG-21 (02-07-01)	10kg "EPS Box (Q8ICE15- 10kg)"	External dimensions are 500(L) x 334(W) x 172(H)mm. 274 +/- 5% gms dry weight including lid.	RMAX, Brisbane. 236 Musgrave Rd, Coopers Plains, QLD Aust, 4108.
10KG-24 (17-04-09)	"Ice Pack HD" EPS Seafood Box	External dimensions are 588(L) x 385(W) x 201(H)mm. 560gms dry weight including lid.	RMAX, Melbourne 2-4 Mephan St. Maribyrnong VIC 3032
15KG-01 (05-12-97)	15kg "046 Snapper Box	External dimensions are 625(L) x 410(W) x 178(H)mm. 618 +/- 5% dry weight including lid. Density is 24gms per litre.	Polystyrene Industries Canningvale WA 6155

### 3. EXPANDED POLYSTYRENE (EPS) FOR PACKING METHOD 3

APPROVAL NUMBER / DATE	MAXIMUM GROSS MASS	DESCRIPTION	MANUFACTURER
15KG-02 (05-12-97)	15kg "028 LobsterBox/ Processed Fish	External dimensions are 605(L) x 410(W) x 260(H)mm. 540 +/- 5% dry weight including lid. Density is 24 gms per litre.	Polystyrene Industries Canningvale WA 6155
15KG-03 (05-12-97)	15kg "025N Lobster Fish Box"	External dimensions are 548(L) x 403(W) x 257(H)mm. 630 ± 5% dry weight including lid. Density is 24 grams per litre.	Polystyrene Industries, Canningvale WA 6155
15KG-04 (04-12-97)	15kg "Fish IPM Box"	External dimensions are 580(L) x 385(W) x 265(H)mm. 530 ± 5% dry weight including lid.	Vall's Styrene Packaging Co Jury rd, Berri, SA 5343
15KG-05 (05-12-97)	15kg "027 Lobster Box"	External dimensions are 607(L) x 410(W) x 230(H)mm. 556 ± 5% dry weight including lid. Density is 24 grams per litre.	Polystyrene Industries, Canningvale WA 6155
15KG-06 (05-12-97)	15kg "026 Fish Filletts Box"	External dimensions are 607(L) x 411(W) x 170(H)mm. 494 ± 5% dry weight including lid. Density is 24 grams per litre.	Polystyrene Industries, Canningvale WA 6155
15KG-08 (24-12-97)	15kg (EPS Ice Pack)	External dimensions are 605(L) x 410(W) x 225(H)mm. 500 ± 5% grams dry weight including lid. Density is 20 grams per litre.	RMAX 5 Baldwin Street Kewdale WA 6105
15KG-11 (10-02-98)	15kg (EPS Seafood Box)	External dimensions are 575(L) x 386(W) x 265(H)mm. 510grams ± 5% dry weight including lid.	Polyfoam Australia 32 Dandenong St Dandenong VIC 3175
15KG-12 (10-02-98)	15kg (EPS Seafood Box)	External dimensions are 582(L) x 390(W) x 260(H)mm. 520grams ± 5% dry weight including lid.	Polyfoam Australia 32 Dandenong St Dandenong Sth VIC 3175

### 3. EXPANDED POLYSTYRENE (EPS) FOR PACKING METHOD 3

APPROVAL NUMBER / DATE	MAXIMUM GROSS MASS	DESCRIPTION	MANUFACTURER
15KG-13 (06-04-98)	15kg (EPS Seafood Box)	External dimensions are 580(L) x 390(W) x 270(H)mm. 466 grams $\pm$ 5% dry weight including lid.	RMAX PO Box 51 West Footscray VIC 3011
15KG-14 (06-04-98)	15kg (EPS Seafood Box)	External dimensions are 580(L) x 395(W) x 270(H)mm. 441 grams $\pm$ 5% dry weight including lid.	RMAX 27 Chifley St Smithfield NSW 2164
15KG-15 (06-04-98)	15kg (EPS Seafood Box)	External dimensions are 605(L) x 410(W) x 264(H)mm. 507 $\pm$ 5% dry weight including lid.	RMAX 5 Baldwin Street Kewdale WA 6105
15KG-17 (06-04-98)	15kg (EPS Seafood Box)	External dimensions are 580(L) x 390(W) x 175(H)mm. 385 $\pm$ 5% dry weight including lid.	RMAX 22 Merino St Kingsmeadows TAS 7249
15KG-19 (06-04-98)	15kg (EPS Seafood Box)	External dimensions are 575(L) x 390(W) x 200(H)mm. 395 $\pm$ 5% dry weight including lid.	RMAX Peachy Rd Elizabeth West SA 5113
15KG-20 (06-04-98)	15kg (EPS Seafood Box)	External dimensions are 550(L) x 410(W) x 255(H)mm. 445 $\pm$ 5% dry weight including lid.	RMAX 5 Baldwin Street Kewdale WA 6105
15KG-21 (17-04-98)	15kg (Lobster WLBGB)	External dimensions are 505(L) x 400(W) x 215(H)mm. 420 $\pm$ 5% dry weight including lid.	RMAX 5 Baldwin Street Kewdale WA 6105
15KG-22 (08-05-98)	15kg (Seafood Box)	External dimensions are 580(L) x 295(W) x 320(H)mm. 430 $\pm$ 5% dry weight including lid.	RMAX 22 Merino St Kingsmeadows TAS 7249
15KG-23 (08-05-98)	15kg (Seafood Box)	External dimensions are 600(L) x 410(W) x 175(H)mm. 430 $\pm$ 5% dry weight including lid.	RMAX 5 Baldwin Street Kewdale WA 6105

### 3. EXPANDED POLYSTYRENE (EPS) FOR PACKING METHOD 3

APPROVAL NUMBER / DATE	MAXIMUM GROSS MASS	DESCRIPTION	MANUFACTURER
15KG-24 (19-05-98)	15kg (Seafood Box)	External dimensions are 570(L) x 390(W) x 270(H)mm. 530 $\pm$ 5% dry weight including lid.	Polyfoam Australia 32 Dandenong St Dandenong VIC 3175
15KG-25 (10-06-98)	15kg (Seafood Box)	External dimensions are 572(L) x 382(W) x 252(H)mm. 520 $\pm$ 5% dry weight including lid.	Ultrastak Pty Ltd 15 Quin Drive Swan Hill VIC 3585
15KG-26 (10-06-98)	15kg "21" (Seafood Box)	External dimensions are 490(L) x 340(W) x 210(H)mm. 306 $\pm$ 5% dry weight including lid.	Polyfoam Australia 32 Dandenong St Dandenong VIC 3175
15KG-27 (27-08-98)	15kg "F 100" (Seafood Box)	External dimensions are 580(L) x 390(W) x 260(H)mm. 560 $\pm$ 5% dry weight including lid.	Frontier Industries 1-11 McNaughton Rd Clayton VIC 3168.
15KG-28 (03-09-98)	15kg (Seafood Box)	External dimensions are 577(L) x 386(W) x 271(H)mm. 615 $\pm$ 5% dry weight including lid.	Polyfoam Australia 32 Dandenong St Dandenong VIC 3175
15KG-30 (03-02-00)	15kg "MB15" Seafood Box	External dimensions are 580(L) x 335(W) x 205(H)mm. 443 $\pm$ 5% gms total dry weight.	Polyfoam Australia 32 Dandenong St Dandenong VIC 3175
15KG-34 (24-07-01)	15kg EPS Box Q81CE20	External dimensions 500(L) x 334(W) x 208(H)mm. 330 $\pm$ 5gms total dry weight	RMAX Coopers Plains, QLD, 4108
15KG-35 (24-07-01)	15kg EPS Box Q81CE22.5	External dimensions 500(L) x 334(W) x 220(H)mm. 360 $\pm$ 5% total dry weight	RMAX Coopers Plains, QLD, 4108
15KG-36 (11-06-03)	15kg Medium Oyster Box	External dimensions 483(L) x 333(W) x 207(H)mm. 360 $\pm$ 5% total dry weight	RMAX Maribyrnong, VIC, 3012

### 3. EXPANDED POLYSTYRENE (EPS) FOR PACKING METHOD 3

APPROVAL NUMBER / DATE	MAXIMUM GROSS MASS	DESCRIPTION	MANUFACTURER
15KG-37 (24-01-06)	15kg Seafood Box	15kg EPS Seafood Box. External dimensions 490(L) x 335(W) x 220(H)mm	Garmond Australia PO Box 1094 Tullamarine VIC3043
15KG-38 (17-04-09)	15kg ‘Ice Pack 6- Layer 40 Lt Base & Lid’ EPS Seafood Box	External dimensions 578(L) x 387(W) x 265(H)mm. 645 gms dry weight including lid.	RMAX, Melbourne 2-4 Mephan St. Maribyrnong VIC 3032
20KG-01 (04-12-97)	20kg “Fish IPM Box”	External dimensions are 580(L) x 385(W) x 210(H)mm. 490 ± 5% dry weight including lid.	Vall’s Styrene Packaging Co. Jury Rd, Berri, SA, 5343
20KG-02 (08-12-97)	20kg “Seafood Box”	External dimensions are 579(L) x 386(W) x 269(H)mm. 570 ± 5% dry weight including lid.	Andpak Australia, Koorlong Avenue, Irymple, VIC, 3498
20KG-03 (19-12-97)	20kg “Armcel FB4”	Membrane covered EPS. External dimensions are 575(L) x 385(W) x 270(H)mm. 1000 ± 5% dry weight including lid.	Armcel Composite Technologies Pty Ltd Terrey Hills, NSW
20KG-04 (19-12-97)	20kg “MB10 seafood box”	External dimensions are 600(L) x 400(W) x 255(H)mm. 650 ± 5% dry weight including lid.	Polyfoam Australia 32 Dandenong St Dandenong VIC 3175
20KG-05 (30-01-98)	20kg “Seafarm Prawn Box”	External dimensions are 579(L) x 390(W) x 270(H)mm. 500 ± 5% grams dry weight including lid. Density is 21g/l Box, 19g/l Lid.	Rmax-Celluform Steptoe Street Bundaberg QLD 4670
20KG-06 (03-03-98)	20kg “Seafood Box”	External dimensions are 575(L) x 385(W) x 270(H)mm. 1000 ± 5% grams dry weight including lid.	Armcel Composite Technologies Pty Ltd Terrey Hills, NSW



### 3. EXPANDED POLYSTYRENE (EPS) FOR PACKING METHOD 3

APPROVAL NUMBER / DATE	MAXIMUM GROSS MASS	DESCRIPTION	MANUFACTURER
20KG-07 (06-04-98)	20kg "Seafood Box"	External dimensions are 580(L) x 390(W) x 210(H)mm. 479 $\pm$ 5% grams dry weight including lid.	RMAX Peachy Rd Elizabeth West SA 5113
20KG-08 (06-04-98)	20kg "Seafood Box"	External dimensions are 575(L) x 390(W) x 260(H)mm. 510 $\pm$ 5% grams dry weight including lid.	RMAX Peachy Rd Elizabeth West SA 5113  and/or 263 Musgrave Rd. Coopers Plain Queensland
20KG-10 (17-04-98)	20kg "Medium Ice Box"	External dimensions are 580(L) x 385(W) x 255(H)mm. 500 $\pm$ 5% grams dry weight including lid.	RMAX Merino St Kingsmeadows TAS 7249
20KG-11 (19-05-98)	20kg "Salmon Box"	External dimensions are 782(L) x 302(W) x 260(H)mm. 639 $\pm$ 5% grams dry weight including lid.	Polyfoam Australia 32 Dandenong St Dandenong VIC 3175
20KG-12 (19-05-98)	20kg "Seafood Box"	External dimensions are 565(L) x 380(W) x 260(H)mm. 550 $\pm$ 5% grams dry weight including lid.	Norfoam Australia Pty Ltd, Innisfail, QLD, 4860
20KG-13 (12-03-09)	20kg "EPS Seafood Box"	External dimensions are 575(L) x 375(W) x 260(H)mm. 565 $\pm$ 5% grams dry weight including lid.	Polyfoam Australia 32 Dandenong St Dandenong VIC 3175
20KG-14 (10-06-98)	20kg "EPS Ice Pack"	External dimensions are 580(L) x 390(W) x 275(H)mm. 514 $\pm$ 5% grams dry weight including lid.	RMAX Steptoe Street Bundaberg QLD 4670
20KG-15 (10-06-98)	20kg "Small Ice Pack"	External dimensions are 580(L) x 390(W) x 215(H)mm. 445 $\pm$ 5% grams dry weight including lid.	RMAX Merino St Kingsmeadows TAS 7249

### 3. EXPANDED POLYSTYRENE (EPS) FOR PACKING METHOD 3

APPROVAL NUMBER / DATE	MAXIMUM GROSS MASS	DESCRIPTION	MANUFACTURER
20KG-16 (10-06-98)	20kg "Salmon Box"	External dimensions are 780(L) x 300(W) x 260(H)mm. 556 ± 5% grams dry weight including lid.	RMAX Merino St Kingsmeadows TAS 7249
20KG-17 (18-07-98)	20kg "Interlock Code 74"	External dimensions are 586(L) x 390(W) x 268(H)mm. 530 ± 5% grams dry weight including lid.	Polyfoam Australia 32 Dandenong St Dandenong VIC 3175
20KG-18 (12-08-98)	20kg "EPS Box"	External dimensions are 570(L) x 380(W) x 280(H)mm. 520 ± 5% grams dry weight including lid.	Ultrastak Pty Ltd 15 Quin Drive Swan Hill VIC 3585
20KG-19 (07-09-98)	20kg "EPS MB20 Box"	External dimensions are 580(L) x 385(W) x 262(H)mm. 560 ± 5% grams dry weight including lid.	Polyfoam Australia 32 Dandenong St Dandenong VIC 3175
20KG-20 (11-12-98)	20kg "50 Litre EPS Ice Pack"	External dimensions are 580(L) x 390(W) x 350(H)mm. 608 ± 5% grams dry weight including lid.  Supersedes 15KG-09.	RMAX Steptoe Street Bundaberg QLD 4670
20KG-26 (22-05-01)	20kg "33LT Model 700" Seafood Box	External dimensions are 700(L) x 350(W) x 218(H)mm. 470 ± 5% grams dry weight including lid	Hope Moulded Polystyrene, Aniseed Valley Rd, Hope, Nelson, NZ.
20KG-28 (24-07-01)	20kg EPS Box Q81CE25	External dimensions are 500(L) x 334(W) x 243(H)mm. 361 ± 5% grams dry weight including lid	RMAX Coopers Plains, QLD, 4108
20KG-29	20kg EPS "E- 43-1"	External dimensions are 573(L) x 325(W) x 265(H)mm. Packaging mass 650 ± 5% grams dry weight including lid.	Polyfoam Australia 32 Dandenong St Dandenong VIC 3175
20KG-31 (30-1-04)	20kg EPS Code "81"	External dimensions are 575(L) x 385(W) x 345(H)mm. 880 ± 5% grams dry weight including lid	Polyfoam Australia 32 Dandenong St Dandenong VIC 3175



### 3. EXPANDED POLYSTYRENE (EPS) FOR PACKING METHOD 3

APPROVAL NUMBER / DATE	MAXIMUM GROSS MASS	DESCRIPTION	MANUFACTURER
20KG-32 (18-02-04)	20kg EPS QAIR50L	External dimensions are 575(L) x 390(W) x 330(H)mm. 540 $\pm$ 5% grams dry weight including lid.	RMAX 236 Musgrave Rd., Coopers Plains, QLD, 4670.
20KG-33 (24-10-05)	20kg 30 Lit EPS Seafood Box	External dimensions are 578(L) x 385(W) x 220(H)mm. 476 $\pm$ 5% grams dry weight including lid.	RMAX 2-4 Mephan St Marybyrnong VIC2023
20KG-36 (1-12-06)	20kg 42 Lit EPS Seafood Box	External dimensions are 577(L) x 385(W) x 295(H)mm. 508 $\pm$ 5% grams dry weight including lid	RMAX 2-4 Mephan St Marybyrnong VIC2023
20KG-37 (1-12-06)	20kg 48 Lit EPS Seafood Box	External dimensions are 581(L) x 388(W) x 334(H)mm. 508 $\pm$ 5% grams dry weight including lid	RMAX 2-4 Mephan St Marybyrnong VIC2023
20KG-38 (22-02-08)	20kg Flute Box	External dimensions are 560(L) x 265(W) x 310(H)mm. 1041 + 5% grams dry weight including lid	Airpak Pty Ltd 116 Churchill St Subiaco WA 6008
20KG-39 (17-04-09)	20kg "NMMCJJLG" EPS Seafood Box	External dimensions are 695(L) x 380(W) x 305(H)mm. 935 gms dry weight including lid	RMAX, Melbourne 2-4 Mephan St. Maribyrnong VIC 3032
20KG-42	20kg "Salmon (Tassal) 4105033" EPS Seafood Box"	External dimensions are 794(L) x 290(W) x 256(H)mm.	RMAX, Melbourne 2-4 Mephan St. Maribyrnong VIC 3032
23KG-01 (27-03-98)	23KG re- inforced seafood box	External dimensions are 575(L) x 385(W) x 270(H)mm. 1090 $\pm$ 5% grams dry weight including lid.	Armacerl Composite Technologies Terry Hills NSW
23KG-03 (21-09-99)	23kg "44 litre Ice Pack" EPS seafood box	External dimensions are 800(L) x 400(W) x 220(H)mm. 740 $\pm$ 5% grams dry weight including lid. Previously approved as 20KG-21.	RMAX Steptoe Street Bundaberg QLD 4670

### 3. EXPANDED POLYSTYRENE (EPS) FOR PACKING METHOD 3

APPROVAL NUMBER / DATE	MAXIMUM GROSS MASS	DESCRIPTION	MANUFACTURER
23KG-05 (25-11-99)	23kg "MB40" seafood box	External dimensions are 1020(L) x 340(W) x 305(H)mm. 974 $\pm$ 5% grams dry weight including lid.	Polyfoam Australia 32 Dandenong St Dandenong VIC 3175
23KG-06 (20-09-00)	23kg Qeel Box	External dimensions are 1020(L) x 340(W) x 304(H)mm. Material density 22g/l.	RMAX Coopers Plains Brisbane QLD 4108
23KG-07 (03-09-01)	23kg 43 litre Model 750 Seafood box	External dimensions are 745(L) x 320(W) x 255(H)mm. Package Mass 582 $\pm$ 5% grams dry weight including lid.	Hope Moulded Polystyrene Aniseed Valley Rd Hope Nelson New Zealand
23KG-08 (30-1-04)	23kg EPS "82 Salmon Hog Box"	External dimensions are 785(L) x 390(W) x 233(H)mm. 745 $\pm$ 5% grams dry weight including lid	Polyfoam Australia 32 Dandenong St Dandenong VIC 3175
23KG-09 (15-10-07)	23kg EPS Seafood Box	External dimensions are 782(L) x 302(W) x 255(H)mm. 823 $\pm$ 5% grams dry weight including lid	Vall's Styrene Packaging Co. Jury Rd, Berri, SA, 5343
23KG-10 (09-12-08)	23kg EPS Seafood Box	External dimensions are 780(L) x 391(W) x 228(H)mm. 635 $\pm$ 5% grams dry weight including lid	Polyfoam Australia 32 Dandenong St Dandenong VIC 3175
23KG-11 (09-12-08)	23kg EPS Seafood Box	External dimensions are 800(L) x 292(W) x 235(H)mm. 550 $\pm$ 5% grams dry weight including lid	Polyfoam Australia 32 Dandenong St Dandenong VIC 3175
25KG-01 (09-02-09)	25kg EPS Seafood Box	External dimensions are 800(L) x 292(W) x 255(H)mm. 550 $\pm$ 5% grams dry weight including lid	Polyfoam Australia 32 Dandenong St Dandenong VIC 3175

#### 4. RIGID PLASTIC CONTAINERS FOR PACKING METHOD 4

APPROVAL NUMBER / DATE	MAXIMUM GROSS MASS	DESCRIPTION	MANUFACTURER
029 (28-03-91)	35kg "Tub with Lid"	High density polyethylene (HDPE) tub with clipped and plastic tied lid, 656(L)mm x 425(W)mm x 280(H)mm in size.	Nally Ltd 98 Airs Road Minto NSW 2566
149 (01-03-96)	20kg "Open Head Container"	High density polyethylene (HDPE) white 25 litre tub with a black screw top sealed with a soft rubber O-ring. The container is 300mm dia. X 450mm high.	BMW Plastics 6 Mason Drive Braeside VIC. Ph: 9587 4029
35KG-01 (01-12-97)	35kg "Live Lobster Nally Bin"	High density polyethylene (HDPE) tub with clipped and plastic tied lid, 656(L)mm x 425(W)mm x 320(H)mm in size.	Kenneth Aquamarine

## 5. FIBREBOARD BOXES FOR PACKING METHOD 5 (LIVE PRODUCT)

APPROVAL NUMBER / DATE	MAXIMUM GROSS MASS	DESCRIPTION	MANUFACTURER
077 (03-03-92)	19kg "Live Crab" Box	A 540(L) x 360(W) x 210(H)mm outer box with a leakproof style inner tray manufactured from coated white board.	Amtcor Fibre Packaging Townsville QLD 4810
10KG-22	10kg "Live Crab" Box	Corrugated Fibreboard outer box External dimensions are 539(L) x 361(W) x 210(H)mm with coated leakproof style inside tray.	Abbe Corrugated Pty Ltd 89-95 Killara Road Campbellfield VIC 3061

## 6. EPS BOXES FOR PACKING METHOD 6 (LIVE PRODUCT)

APPROVAL NUMBER / DATE	MAXIMUM GROSS MASS	DESCRIPTION	MANUFACTURER
15KG-01 (05-12-97)	15kg "046 Snapper Box	External dimensions are 625(L) x 410(W) x 178(H)mm. 618 $\pm$ 5% dry weight including lid. Density is 24 gms per litre.	Polystyrene Industries Canningvale WA 6155
15KG-33 (22-05-01)	15kg "Lobster base (WLOBBASE 2, 15kg)" EPS Seafood Box Live Lobster.	External dimensions are 548(L) x 402(W) x 251(H)mm. 500 $\pm$ 5% dry weight including lid.	RMAX 5 Baldwin street, Kewdale W.A. 6015

NOTE: All boxes approved under Packing Methods 2 and 3 are approved to this packing method.

## 7. FIBREBOARD BOXES FOR PACKING METHOD 7 (LARGE WHOLE FISH)

APPROVAL NUMBER / DATE	MAXIMUM GROSS MASS	DESCRIPTION	MANUFACTURER
050 (16-05-91)	120kg "Bulk Fish Carton" (100kg of product)	A two piece, glued, full depth leak-proof designed fibreboard box, approximately 340 mm high strapped with four plastic straps (2 across, 2 lengthways) to a 1145mm x 590mm wooden pallet. The inside of the base and lid are coated with a waterproof compound. Each end has reinforced fibreboard corner posts for added stacking strength.	Visy Board Pty Ltd 262-266 Edwardes Street Reservoir VIC 3073
118 (10-04-95)	100kg Fish Coffin	Double walled corrugated fibreboard box manufactured from high grammage fibreboard. The internal box dimensions being length = 1400 mm, width = 421 mm and depth = 335 mm. The box is an RSC style, with the long flaps being the full width of the box, giving a double layer both top and bottom of the sealed box.	Amcor Research & Technology Centre 17 Rex Avenue Alphington VIC 3078.
119 (10-04-95)	100kg Fish Coffin	Double walled corrugated fibreboard box manufactured from high grammage fibreboard. The internal box dimensions being length = 1120 mm, width = 510 mm and depth = 320 mm. The box is an RSC style, with the long flaps being the full width of the box, giving a double layer both top and bottom of the sealed box.	Amcor Research & Technology Centre 17 Rex Avenue Alphington VIC 3078

## 7. FIBREBOARD BOXES FOR PACKING METHOD 7 (LARGE WHOLE FISH)

APPROVAL NUMBER / DATE	MAXIMUM GROSS MASS	DESCRIPTION	MANUFACTURER
122 (07-06-95)	65kg Fibreboard Chilled Tuna Box	Two piece heavy duty corrugated fibreboard carton (RSC outer with full length leakproof insert). Outer carton manufactured from board grade 275/150/150/150/275 B/C Twin Cushion and inner tray of 275/115 + 115/275 Duo arch C, waxed inner liner. Internal dimensions are 1150(L)mm x 350(W)mm x 350(H)mm.	Visy Board Pty Ltd 38 Cobalt Street Carole Park QLD 4300
153 (20-01-97)	120kg Fibreboard Chilled Tuna Box	Two piece heavy duty corrugated fibreboard carton (RSC outer with full length leakproof insert) and a waxed inner liner. External dimensions are 1718(L)mm x 450(W)mm x 460(H)mm.	Amcor Fibre Packaging 103 Ashover Road, Rocklea QLD 4108
169 (24-04-97)	100kg Large Fish Box	Two piece heavy duty corrugated fibreboard carton (RSC outer with full length leakproof insert) and a waxed inner liner. External dimensions are 1420(L)mm x 428(W)mm x 365(H)mm.	Amcor Fibre Packaging 103 Ashover Road, Rocklea QLD 4108
170 (24-04-97)	50kg Large Fish Box	Two piece heavy duty corrugated fibreboard carton (RSC outer with full length leakproof insert) and a waxed inner liner. External dimensions are 1165(L)mm x 365(W)mm x 365(H)mm.	Amcor Fibre Packaging 103 Ashover Road, Rocklea QLD 4108
171 (24-04-97)	50kg Large Fish Box	Two piece heavy duty corrugated fibreboard carton (RSC outer with full length leakproof insert) and a waxed inner liner. External dimensions are 1476(L)mm x 456(W)mm x 340(H)mm.	Amcor Fibre Packaging 103 Ashover Road, Rocklea QLD 4108
65KG-01 (18-06-01)	65Kg Fish Box	Corrugated fibreboard box with U shaped base insert (not water-resistant). Internal dimensions are 1391(L) x 384(W) x 396(H)mm.	Visy Board for: Moana Pacific Fisheries.

## 7. FIBREBOARD BOXES FOR PACKING METHOD 7 (LARGE WHOLE FISH)

APPROVAL NUMBER / DATE	MAXIMUM GROSS MASS	DESCRIPTION	MANUFACTURER
65KG-02 (01-04-04)	65kg Very Large Whole Fish	Fibreboard box. Internal dimensions 1160(L) x 360(W) x 360(H)mm. Conditional Approval: NO WET ICE to be used (Gel coolant only) and absorbent pad to cover the entire bottom of the box.	AMCOR 17 Rex Ave Alphington, VIC 3078
80KG-01 (04-04-01)	80kg "Tuna coffin box"	Two piece corrugated fibreboard carton. Internal dimensions are 1380(L)mm x 380(W)mm x 260(H)mm.	Southern Waters Marine Products Pty Ltd.
100KG-01 (04-01-99)	100kg Tuna/ Swordfish coffin box	Three piece foil laminated corrugated fibreboard box. Internal dimensions are 1405(L) x 425(W) x 335(H)mm with lid fitted. Stacking collar used.	Visy Board Pty Ltd Campbellfield VIC 3061
100KG-02 (26-03-99)	100kg Tuna/Sword fish coffin box	Three piece foil laminated corrugated fibreboard box. External dimensions of base are 1335(L) x 358(W) x 318(H)mm.	Visy Board for: Chilltainers P/L 83 Newport Drive Robina, QLD 4226.
100KG-04 (04-09-01)	100kg	Fibreboard Box. Nylon metalised polyester liner, Internal dimensions 1340x395x295mm	Visy Board Pty Ltd Campbellfield VIC 3061 for Chillquest P/L
100KG-05 (12-12-02)	100kg	Fibreboard box. Internal dimensions 1390(L) x 410(W) x 305(H)mm. Conditional Approval: NO WET ICE to be used (Gel coolant only) and absorbent pad to cover the entire bottom of the box.	Universal Jasa Kemas (Indonesia) For: Focus Fisheries 64 High St., Freemantle, WA, 6160.



## 7. FIBREBOARD BOXES FOR PACKING METHOD 7 (LARGE WHOLE FISH)

APPROVAL NUMBER / DATE	MAXIMUM GROSS MASS	DESCRIPTION	MANUFACTURER
100KG-06 (20-03-04)	100kg Very Large Whole Fish	Fibreboard box. Internal dimensions 1400(L) x 420(W) x 350(H)mm. Conditional Approval:  NO WET ICE to be used (Gel coolant only) and absorbent pad to cover the entire bottom of the box.	AMCOR 17 Rex Ave Alphington, VIC 3078
100KG-07 (21-04-05)	100kg Very Large Whole Fish	Fibreboard box. Internal dimensions 1375(L) x 385(W) x 300(H)mm.  NO WET ICE to be used (Gel coolant only) and absorbent pad to cover the entire bottom of the box.	Carter Holt Harvey 440 Princes Hwy Noble Park VIC 3174
120KG-01 (04-05-98)	120kg "Fish Coffin"	Two piece heavy duty corrugated fibreboard carton (RSC outer with full length leakproof insert) and a waxed inner liner. External dimensions are 1420(L)mm x 425(W)mm x 380(H)mm.	Amcor Fibre Packaging 103 Ashover Road, Rocklea QLD 4108
120KG-02 (20-06-00)	120kg Tuna Coffin	Double wall full flap corrugated box. Internal dimensions 1398(L) x 412(W) x 333(H)mm.	Carter Holt Harvey & Golden Manufacturing, Kallangur QLD 4503
120KG-03 (27-10-04)	120kg Tuna Coffin	Full flap corrugated box. Internal dimensions 1398(L) x 412(W) x 333(H)mm.	Visy Board Pty 13 Reo Cres Campbellfield VIC 3061
120KG-04 (16-05-05)	120kg Fibreboard Whole Fish Box	Full flap corrugated box. Internal dimensions 1398(L) x 412(W) x 333(H)mm.	Upscale Seafoods c/o VICtoria University PO Box 14428 VIC 8001

---

**7.A. FIBREBOARD BOXES WITH INTERNAL LEAK-PROOF TRAY FOR PACKING  
METHOD 7.A. (MULTIPLE LARGE WHOLE FISH-OTHER THAN TUNA)**

---

<b>APPROVAL NUMBER / DATE</b>	<b>MAXIMUM GROSS MASS</b>	<b>DESCRIPTION</b>	<b>MANUFACTURER</b>
100KG-03 (17-07-01)	100kg	Corrugated Fibreboard Box (4G) with "U" shaped fibreboard base insert. External dimensions 1420(L) x 424(W) x 470(H)mm	Visy Board P/L, 13 Reo Cres Campbellfield VIC 3061 For: Moana Pacific

## 8. LIVE AQUARIUM FISH IN WATER (SMALL CONTAINERS) FOR PACKING METHOD 8

APPROVAL NUMBER / DATE	MAXIMUM GROSS MASS	DESCRIPTION	MANUFACTURER
------------------------------	--------------------------	-------------	--------------

**NOTE:** It is not necessary for packages of aquarium fish to be opened for checking.

133 (10-10-95)	15kg “Live Fish in Water Package”	Outer corrugated fibreboard box (style 0202) 610(L) x 410(W) x 435 (H)mm manufactured from K150- 115B-K124-115C-K150 (brown) or W200-115B-K124-115C-K150 (white).	Amcor Fibre Packaging Ashover Road Rocklea QLD 4106
151 (29-03-96)	13kg “Live Fish in Water Package”	Outer EPS box. Contains double polyethylene bags to contain live fingerlings in sea water and free air space which is oxygen enriched.	QLD Dept. of Primary Industries, Bribie Island Aquaculture Research Centre

## 9. LARGE REUSABLE FISH BOXES PER PACKING METHOD 9 (GROSS MASS > 30 KG)

APPROVAL NUMBER / DATE	MAXIMUM GROSS MASS	DESCRIPTION	MANUFACTURER
005 (21-09-90)	206kg Dynoplast DX312 (formerly "Xactics X312")	Xactics X312 is a double wall polyethylene box with polyurethane foam insulation and a lid held with 4 knuckle spring catches. Outside dimensions are 1050(L) x 810(W) x 650(H) mm.	Seafood Technologies Pty Ltd 18-24 Moray Street South Melbourne VIC 3205
006 (21-09-90)	360kg Dynoplast DX318 (formerly "Xactics X318")	Xactics X318 is a double wall polyethylene box with polyurethane foam insulation and a lid held with 4 knuckle spring catches. Outside dimensions are 1220(L) x 1090(W) x 740(H)mm.	Seafood Technologies Pty Ltd 18-24 Moray Street South Melbourne VIC 3205
007 (21-09-90)	800kg Dynoplast DX335 (formerly "Xactics X335")	Xactics X335 is a double wall polyethylene box with polyurethane foam insulation and a lid held with 4 knuckle spring catches. Outside dimensions are 122(L) x 109(W) x 117(H)mm.	Seafood Technologies Pty Ltd 18-24 Moray Street South Melbourne VIC 3205
008 (21-09-90)	180kg Dynoplast DX309F (formerly "Xactics X309")	Xactics X309 is a double wall polyethylene box with polyurethane foam insulation and a lid held with 4 knuckle spring catches. Outside dimensions are 1090(L) x 560(W) x 510(H)mm.	Seafood Technologies Pty Ltd 18-24 Moray Street South Melbourne VIC 3205
012 (10-01-91)	318kg "LDPE Rotationally Moulded Insulated Box"	A moulded polyethylene base and lid (1190(L) x 800(W) x 790(H)mm). Wall cavities are filled with polyurethane foam.	Austfish Machinery Pty Ltd 3 Daniel Street Donvale VIC 3111
048 (07-05-91)	845kg "Cool Bin"	A fork-liftable medium density polyethylene dual wall (insulated) pallet bin with lid, 1160(L) x 1136(W) x 980(H) mm.	Nylex Rotomould 43-47 Redwood Drive Dingley VIC 3172

## 9. LARGE REUSABLE FISH BOXES PER PACKING METHOD 9 (GROSS MASS > 30 KG)

APPROVAL NUMBER / DATE	MAXIMUM GROSS MASS	DESCRIPTION	MANUFACTURER
049 (08-05-91)	650kg "Fish Tub"	A fork-liftable medium density polyethylene dual wall (insulated) pallet bin with lid, 123 mm x 1030 mm x 750 mm.	Trident Seafoods Pty Ltd PO Box 239 Moonah TAS 7009
080 (22-04-92)	400kg "Fish Tub"	Fork-liftable dual wall fibreglass insulated bin with lid, 1200(L) x 750(W) x 710(H)mm.	Burdekin Seafoods Pty Ltd 73 Queen Street Ayr QLD 4807
111 (17-01-95)	200kg Dynoplast DX310F	Dynaplast DX310F is a double wall polyethylene box with polyurethane foam insulation and a lid held with 4 knuckle spring catches. Outside dimensions are 1100(L) x 560(W) x 770(H)mm.	Seafood Technologies Pty Ltd 18-24 Moray Street South Melbourne VIC 3205
112 (17-01-95)	550kg Dynoplast DX327	Dynaplast DX327 is a double wall polyethylene box with polyurethane foam insulation and a lid held with 4 knuckle spring catches. Outside dimensions are 1200(L) x 1070(W) x 860(H)mm.	Seafood Technologies Pty Ltd 18-24 Moray Street South Melbourne VIC 3205
113 (17-01-95)	650kg Dynoplast DX332	Dynaplast DX332 is a double wall polyethylene box with polyurethane foam insulation and a lid held with 4 knuckle spring catches. Outside dimensions are 121L x 107W x 98H cm.	Seafood Technologies Pty Ltd 18-24 Moray St Sth Melbourne VIC 3205
114 (17-01-95)	450kg Dynoplast D660	Dynaplast D660 is a double wall polyethylene box with polyurethane foam insulation and a lid held with 4 knuckle spring catches. Outside dimensions are 123L x 103W x 76H cm.	Seafood Technologies Pty Ltd 18-24 Moray Street South Melbourne VIC 3205

## 9. LARGE REUSABLE FISH BOXES PER PACKING METHOD 9 (GROSS MASS > 30 KG)

APPROVAL NUMBER / DATE	MAXIMUM GROSS MASS	DESCRIPTION	MANUFACTURER
115 (17-01-95)	800kg Dynoplast D1000	Dynaplast D1000 is a double wall polyethylene box with polyurethane foam insulation and a lid held with 4 knuckle spring catches. Outside dimensions are 1500(L) x 1180(W) x 760(H)mm.	Seafood Technologies Pty Ltd 18-24 Moray Street South Melbourne VIC 3205
116 (08-02-95)	250 litre (295kg) "Cool Bin" Model 947	Fork-liftable medium density polyethylene dual wall (insulated) pallet bin with lid, 1260(L) x 690(W) x 695(H)mm (Code E0947).	Nylex Rotomould PO Box 374 Mentone VIC 3194
117 (08-02-95)	75 Litre (94kg) "Cool Bin" Model ED936C	Fork-liftable medium density polyethylene dual wall (insulated) pallet bin with lid, 900(L) x 550(W) x 380(H)mm (Code E0936C).	Nylex Rotomould PO Box 374 Mentone VIC 3194
048 (modified) or 113 (modified) (with inner barrels) (06-10-95)	650kg	The base container is a 750 litre Nylex Rotomould Cool Bin (approval number 048) or a Dynoplast DX332 bin (approval number 113) with lid gasket and tightly clamping lid.	Aquatic Freight Transport Systems 4/26-32 Kent Road Mascot NSW 2020
141 (20-02-96)	660kg Nylex Rotomould Cool Bin	The base container is a 500 litre Rotomould Cool Bin with tightly clamping lid with gasket. Outer dimensions are 1170(L) x 1140(W) x 820(H)mm.	Nylex Rotomould 43 Redwood Drive Dingley VIC 3172
142 (20-02-96)	1104kg Nylex Rotomould Cool Bin	The base container is a 1000 litre Rotomould Cool Bin with tightly clamping lid with gasket. Outer dimensions are 1475(L) x 1140(W) x 1010(H)mm.	Nylex Rotomould 43 Redwood Drive Dingley VIC 3172

## 9. LARGE REUSABLE FISH BOXES PER PACKING METHOD 9 (GROSS MASS > 30 KG)

APPROVAL NUMBER / DATE	MAXIMUM GROSS MASS	DESCRIPTION	MANUFACTURER
143 (20-02-96)	1104kg Nylex Rotomould Cool Bin	The base container is a 1000 litre Rotomould Cool Bin with tightly clamping lid with gasket. Outer dimensions are 1170(L) x 1140(W) x 1240(H)mm.	Nylex Rotormould 43 Redwood Drive Dingley VIC 3172
144 (20-02-96)	1700kg Nylex Rotomould Cool Bin	The base container is a 1700 litre Rotomould Cool Bin with tightly clamping lid with gasket. Outer dimensions are 2250(L) x 1140(W) x 1080(H)mm.	Nylex Rotomould 43 Redwood Drive Dingley VIC 3172
145 (20-02-96)	220kg Nylex Rotomould Cool Bin	The base container is a 130 litre Rotomould Cool Bin with tightly clamping lid with gasket. Outer dimensions are 905(L) x 550(W) x 550(H)mm.	Nylex Rotomould 43 Redwood Drive Dingley VIC 3172
175KG-01 (02-02-00)	175kg	Plastic Bin	Pearl Coast Marine Products, 1 Thompson St Abbotsford VIC 3067
350KG-01 (02-02-00)	350kg	Plastic Bin	Pearl Coast Marine Products, 1 Thompson St Abbotsford VIC 3067
700KG-01 (02-02-00)	700kg	Plastic Bin	Pearl Coast Marine Products, 1 Thompson St Abbotsford VIC 3067
250KG-02 (17-03-00)	250kg	Plastic Bin	Pearl Coast Marine Products, 1 Thompson St Abbotsford VIC 3067



500KG-01 (17-03-00)	500kg	Plastic Bin	Pearl Coast Marine Products, 1 Thompson St Abbotsford VIC 3067
1000KG-02 (17-03-00)	1000kg	Plastic Bin	Pearl Coast Marine Products, 1 Thompson St Abbotsford VIC 3067



## 10. PACKAGING FOR LIVE PRAWNS AS PER PACKING METHOD 10

APPROVAL NUMBER/ DATE	MAXIMUM GROSS MASS	DESCRIPTION	MANUFACTURER
150 (15-05-97)	16kg Live Prawns in sawdust	Outer fibreboard box. Contains polystyrene sheets and individual taped fibreboard boxes within polystyrene sheets. An ice gel pack is used for cooling. Outer dimensions are 480(L) x 335(W) x 360(H)mm.	Tru Blu Prawn Farms, Middle Road Palmers Island, NSW and  Rocky Point Prawn Farm and  Yusenair and Sea Australia.
172 (15-05-97)	16kg Live Prawns in sawdust	Outer fibreboard box . Contains polystyrene sheets and individual taped fibreboard boxes within polystyrene sheets. An ice gel pack is used for cooling. Outer dimensions are 480(L) x 335(W) x 360(H)mm.	QLD Prawn Farms Karuma Prawns

## 11. PACKING METHOD NO. 11: MECHANICAL AERATION FOR LIVE FISH IN WATER

APPROVAL NUMBER / DATE	MAXIMUM GROSS MASS	DESCRIPTION	MANUFACTURER
174 (04-12-97)	1000kg Nylex Rotomould E1192 (modified for live fish)	The base container is a 1000 litre bin modified for live transport of fish using a mechanical aeration unit. The unit comprises a non-spillable battery powering a low EMI air compressor. Outer dimensions are 1140(L) x 1170(W) x 1240(H)mm.	Seafood Transport Developments Pty Ltd 108 Whites Road Lota QLD 4179 Fax. 07 3348 4999
75KG-01 (11-08-05)	75kg live fish package	Round rotomoulded polyethylene container dimensions 63.5cm dia x 46cm high with battery powered aerators.	Cairns Marine Aquarium Fish 14 Industrial Avenue, Cairns, QLD 4870
150KG-01 (11-08-05)	150kg live fish package	Rectangular rotomoulded polyethylene container dimensions 1000(L) x 670(W) x 510(H)mm with battery powered aerators.	Cairns Marine Aquarium Fish 14 Industrial Avenue, Cairns, QLD 4870
160KG-01 (11-08-05)	160kg live fish package	Rectangular rotomoulded polyethylene container dimensions 930(L) x 680(W) x 510(H)mm with battery powered aerators	Cairns Marine Aquarium Fish 14 Industrial Avenue, Cairns, QLD 4870
200KG-01 (11-08-05)	200kg live fish package	Rectangular rotomoulded polyethylene container dimensions 1000(L) x 660(W) x 780(H)mm with battery powered aerators	Cairns Marine Aquarium Fish 14 Industrial Avenue, Cairns, QLD 4870

## 11. PACKING METHOD NO. 11: MECHANICAL AERATION FOR LIVE FISH IN WATER

APPROVAL NUMBER / DATE	MAXIMUM GROSS MASS	DESCRIPTION	MANUFACTURER
250KG-01 (20-10-99)	250kg Nylex Rotomould E947 cool bin (modified for live fish)	The base container is a 250 litre bin modified for live fish transport using mechanical aeration unit. The unit comprises two nonspillable gel acid batteries powering a low EMI air compressor. Outer dimensions are 1260(L) x 690(W) x 695(H)mm.	K-Seas Trading Huntington Street Clontarf, Brisbane QLD, 4019
260KG-01 (26-05-00)	260kg	Saeplast DX310F bin modified for live transport of fish using mechanical aeration.	Kseas Trading Corp 26 Huntington St Clontarf, Brisbane QLD 4019
280KG-01 (11-08-05)	280kg live fish package	Rectangular rotomoulded polyethylene container dimensions 1350(L) x 730(W) x 635(H)mm with battery powered aerators	Cairns Marine Aquarium Fish 14 Industrial Avenue, Cairns, QLD 4870
350KG-02 (11-08-05)	350kg live fish package	Round rotomoulded polyethylene container dimensions 115cm dia x 59cm high with battery powered aerators	Cairns Marine Aquarium Fish 14 Industrial Avenue, Cairns, QLD 4870
510KG-01 (26-05-00)	510kg	Saeplast DX318 bin modified for live transport of fish using mechanical aeration.	Kseas Trading Corp 26 Huntington St Clontarf, Brisbane QLD 4019
680KG-01 (11-08-05)	680kg live fish package	Round rotomoulded polyethylene container dimensions 119cm dia x 129cm high with battery powered aerators	Cairns Marine Aquarium Fish 14 Industrial Avenue, Cairns, QLD 4870
680KG-02 (11-08-05)	680kg live fish package	Rectangular rotomoulded polyethylene container dimensions 1955(H) x 890(W) x 770(H)mm with battery powered aerators	Cairns Marine Aquarium Fish 14 Industrial Avenue, Cairns, QLD 4870

## 11. PACKING METHOD NO. 11: MECHANICAL AERATION FOR LIVE FISH IN WATER

APPROVAL NUMBER / DATE	MAXIMUM GROSS MASS	DESCRIPTION	MANUFACTURER
718KG-01 (09-02-10)	718kg	'Saeplast DX332' Multi-purpose Transport Bin fitted with oxygen aeration equipment including battery operated air-pump. External dimensions 1240(L)mm x 1100(W)mm x 1030(H)mm	ILST Pty. Ltd. 5/37 Meadow Ave Coopers Plains Brisbane QLD 4108
750KG-01 (20-10-99)	750kg Nylex Rotomould E764 cool bin (modified for live fish)	The base container is a 750 litre bin modified for live fish transport using mechanical aeration unit. The unit comprises two nonspillable gel acid batteries powering a low EMI air compressor. Outer dimensions are 1170(L) x 1140(W) x 980(H)mm.	K-Seas Trading Huntington Street Clontarf, Brisbane QLD 4019
800KG-01 (26-05-00)	800kg	Saeplast DX332 bin modified for live transport of fish using mechanical aeration.	Kseas Trading Corp 26 Huntington St Clontarf, Brisbane QLD 4019
830KG-01 (01-07-04)	1000kg	Xactic X07-3503 bin modified for live transport of fish using mechanical aeration. Design upgraded 12 Oct 2006 (new air pump and revised weights)	ILST Pty. Ltd. 5/37 Meadow Ave Coopers Plains Brisbane QLD 4108
830KG-01 (01-07-04)	830kg	Xactic X07-3503 bin modified for live transport of fish using mechanical aeration.	ILST Pty. Ltd. 5/37 Meadow Ave Coopers Plains Brisbane QLD 4108
900KG-01 (26-05-00)	900kg	Saeplast (Dynoplast) bin. Modified for live transport of fish using mechanical aeration. Outer dimensions are 1200 x 1000 x 1240mm.	Pioneer Seafoods Unit 4, 21 Hendricks St Hemmet, Brisbane QLD 4169

## 11. PACKING METHOD NO. 11: MECHANICAL AERATION FOR LIVE FISH IN WATER

APPROVAL NUMBER / DATE	MAXIMUM GROSS MASS	DESCRIPTION	MANUFACTURER
950KG-02 (08-05-02)	950kg	Nylex E1192 "Cool Bin" fitted with Float Pac AV100 mechanical aeration unit	Floatpac PO Box 372 Springvale VIC 3171
950KG-03	950kg	Xactic X07-3503 bin modified for carriage of live fish and fitted with Live Aqua proprietry mechanical aeration system.	Live Aqua Aust P/L 23/28 Wyuna Crt., Hemmant QLD, 4174
950KG-04	950kg	Seaplast DX-335 bin modified for carriage of live fish and fitted with Live Aqua proprietry mechanical aeration system.	Live Aqua Aust P/L 23/28 Wyuna Crt., Hemmant QLD 4174
950KG-05	950kg	Nylex E1192 "Cool Bin" modified for live fish transport per Float Pac system using bladder or liner. Mechanical aeration unit AU 200, per Approved unit AU 100 but with welded polyethylene housing.	Floatpac PO Box 372 Springvale VIC 3171
990KG-02 (17-01-02)	990kg	Saeplast DX 355 series bin fitted with Float Pac AU100 mechanical aeration unit	Floatpac PO Box 372 Springvale VIC 3171
990KG-05 (23-06-05)	990kg	Saeplast DX 355 series bin fitted with Float Pac AU200 mechanical aeration unit	Floatpac PO Box 372 Springvale VIC 3171
1000KG-01 (22-10-98)	1000kg Nylex Rotomould E1192 (modified for live fish)	The base container is a 1000kg bin modified for live transport of fish using a mechanical aeration unit. The unit comprises two non-spillable gel acid batteries powering a low EMI air compressor. Outer dimensions are 1140(L) x 1170(W) x 1240(H)mm	K-SEAS Trading Corp. Pty. Ltd. 26 Huntington St. Clontarf, Brisbane QLD 4019

## 11. PACKING METHOD NO. 11: MECHANICAL AERATION FOR LIVE FISH IN WATER

APPROVAL NUMBER / DATE	MAXIMUM GROSS MASS	DESCRIPTION	MANUFACTURER
1000KG-03 (26-05-00)	1000kg	Saeplast DX335 bin modified for live transport of fish using mechanical aeration.	Kseas Trading Corp 26 Huntington St Clontarf, Brisbane QLD 4019
1000KG-04 (24-11-00)	1000kg	Nylex Rotomould E1192 1000L bin. Modified for live seafood transport using mechanical aeration. Contains 2 non-spillable batteries and Yasunaga DCL4204 air pump	Auslink SharkFin Pty 34-37 Seventh Av South Townsville QLD 4810
1000KG-05 (24-07-01)	1015kg	Saeplast DX355 "D" series bin modified for live transport of fish using mechanical aeration. Design upgraded 12 Oct 2006 (new air pump and revised weights).	ILST Pty. Ltd. 5/37 Meadow Ave Coopers Plains Brisbane QLD 4108
1000KG-05 (24-07-01)	1000kg	Saeplast DX355 "D" series bin modified for live transport of fish using mechanical aeration.	ILST Pty. Ltd. 5/37 Meadow Ave Coopers Plains Brisbane QLD 4108
1000KG-06 (09-10-01)	1000kg	Nylex 1000L E1192Ra, upright 4-way entry bin modified for live transport of fish using mechanical aeration.	Pacific Fish (QLD) Pty Ltd 124 Little Lonsdale Street Melbourne VIC 3000
1000KG-07 (30-08-02)	1000kg	Nylex Rotomould E1192 1000L bin. Modified for live seafood transport using mechanical aeration	Wing Sang (Aust) Pty Ltd. 12 Knight St Portsmith Cairns QLD 4870

## 11. PACKING METHOD NO. 11: MECHANICAL AERATION FOR LIVE FISH IN WATER

APPROVAL NUMBER / DATE	MAXIMUM GROSS MASS	DESCRIPTION	MANUFACTURER
1000KG-09 (22-11-05)	1000kg	Nylex Rotomould E1192 1000L bin. Modified for live seafood transport using mechanical aeration. Contains 2 non-spillable batteries and Yasunaga DCL4204 air pump (unit was formerly 1000KG-04)	Steve McMillan 20 Harvey Town Rd Dover TAS 7117
1015KG-01 (12-8-05)	1015kg	Saeplast DX355 "D" series bin modified for live transport of fish using mechanical aeration	Yuhaji (Aust) Pty Ltd Unit 2, 1089 Kingsford Smith Drive, Eagle Farm QLD 4009
1015KG-06	1015kg	Float Pac LFP800WB comprising SAE Plast D335 rotomoulded bin, plastic welded bulkhead with aluminium reinforcement, and LFP AU200 Battery Powered Aeration Unit	Floatpac PO Box 372 Springvale VIC 3171
1015KG-07	1015kg	Float Pac LFP800WB comprising Xactic X07 3503 rotomoulded bin, plastic welded bulkhead with aluminium reinforcement, and LFP AU200 Battery Powered Aeration Unit	Floatpac PO Box 372 Springvale VIC 3171
1015KG-08	1015kg	Float Pac LFP800WBA comprising SAE Plast D335 rotomoulded bin with plastic welded bulkhead, and LFP AU200 Battery Powered Aeration Unit	Floatpac PO Box 372 Springvale VIC 3171
1015KG-09	1015kg	Float Pac LFP800WBA comprising Xactic X07 3503 rotomoulded bin with plastic welded bulkhead, and LFP AU200 Battery Powered Aeration Unit	Floatpac PO Box 372 Springvale VIC 3171

## 11. PACKING METHOD NO. 11: MECHANICAL AERATION FOR LIVE FISH IN WATER

APPROVAL NUMBER / DATE	MAXIMUM GROSS MASS	DESCRIPTION	MANUFACTURER
1150KG-01 (26-05-00)	1150kg	Nylex Rotomould bin modified for live transport of fish using mechanical aeration. Outer dimensions are 1170 x 1135 x 1335mm.	Pioneer Seafoods Unit 4, 21 Hendricks St Hemmet, Brisbane  QLD 4169
1350KG-01 (11-8-05)	1350kg live fish package	Round rotomoulded polyethylene container dimensions 180cm dia x 118cm high with battery powered aerators	Cairns Marine Aquarium Fish 14 Industrial Avenue, Cairns, QLD 4870
3000KG-01 (11-8-05)	3000kg live fish package	Round rotomoulded polyethylene container dimensions 240cm dia x 140cm high with battery powered aerators	Cairns Marine Aquarium Fish 14 Industrial Avenue, Cairns, QLD 4870



## 12. PACKING METHOD NO. 12: OXYGEN SUPPLY FOR LIVE FISH IN WATER

APPROVAL NUMBER / DATE	MAXIMUM GROSS MASS	DESCRIPTION	MANUFACTURER
<p><b>NOTE:</b> A number of live fish containers using an oxygen cylinder supply were approved for carriage by cargo aircraft flying within Australia until late 1997. However, the Australian Civil Aviation Safety Authority issued a Civil Aviation Advisory Publication (CAAP) which contains requirements which could not be met by these containers. Consequently these approvals were suspended whilst new oxygen supply systems were developed. The Packaging listed below meets the revised Regulations. .</p>			
600KG-01 (20-09-99)	600kg Live fish unit	Float Pac unit manufactured from welded aluminium. Comprises size compressed oxygen cylinder and CASA approved regulator. Two flexible PVC bags are used (water & catch). The unit is partially collapsible for return transport . External dimensions are 1306(L) x 606(W) x 1161(H)mm.	Floatpac PO Box 372 Springvale VIC 3171
900KG-02 (10-09-04)	900kg	Saeplast (Dynoplast) bin. Modified for live transport of fish using compressed oxygen cylinder and CASA approved proprietary Regulator. Outer dimensions are 1200 x 1000 x 1240mm.	Pioneer Seafoods Unit 3/6 Dondaldson Street, Manunba, Cairns, QLD 4870.
950KG-01 (8-05-02)	950kg	Nylex E1192 "Cool Bin" fitted with E size compressed oxygen cylinder, G0047 regulator assembly and reinforced PVC bladder/ lid	Float Pac Pty Ltd PO Box 5146 Studfield VIC 3152
990KG-01 (08-05-00)	990kg Live fish Pac 800	Float Pac live fish transport unit consists of a heavy duty reinforced PVC bladder, lid/hatch structure, oxygen cylinder carrier and regulating and dispensing system designed to fit into a large DX335 Dynobin.	Floatpac PO Box 372 Springvale VIC 3171

## 12. PACKING METHOD NO. 12: OXYGEN SUPPLY FOR LIVE FISH IN WATER

APPROVAL NUMBER / DATE	MAXIMUM GROSS MASS	DESCRIPTION	MANUFACTURER
990KG-03 (15-4-04)	990kg	Float Pac unit per Packaging Approval 990KG-01 with Xactic X073503 bin replacing Dynobin	Floatpac PO Box 372 Springvale VIC 3171
990KG-06 (22-11-05)	990kg	Modified SaePlast DX-335 Bin Housing an 'E' size compressed oxygen cylinder and Float Pac Regulator per CASA letter MLE J2074.	North Queensland Crayfish (trading as Goodview Trading) 34 Barry St, Cairns, QLD 4870
1000KG-08 (12-02-04)	1000kg	Nylex Rotomould E1192 1000ltr bin per Packaging Approval 1000KG-07, modified to replace mechanical aeration system with Float Pac oxygen system G0047.	Wing Sang (Aust) Pty Ltd. 12 Knight St Portsmith Cairns QLD 4870.
1000KG-10 (14-12-06)	1000kg	Xactic X07 3503 1000ltr bin per Packaging Approval 1000KG-08, modified to replace Float Pac oxygen system G0047 with Pioneer Approved Regulator per approval 900KG-02.	Wing Sang (Aust) Pty Ltd. 12 Knight St Portsmith Cairns QLD 4870.
1015KG-02	1015kg	Float Pac LFP800WB comprising SAE Plast D335 rotomoulded bin, plastic welded bulkhead with aluminium reinforcement, oxygen cylinder and holder	Floatpac PO Box 372 Springvale VIC 3171
1015KG-03	1015kg	Float Pac LFP800WB comprising Xactic X07 3503 rotomoulded bin, plastic welded bulkhead with aluminium reinforcement, oxygen cylinder and holder	Floatpac PO Box 372 Springvale VIC 3171
1015KG-04	1015kg	Float Pac LFP800WBA comprising SAE Plast D335 rotomoulded bin with plastic welded bulkhead, oxygen cylinder and holder	Floatpac PO Box 372 Springvale VIC 3171

## 12. PACKING METHOD NO. 12: OXYGEN SUPPLY FOR LIVE FISH IN WATER

APPROVAL NUMBER / DATE	MAXIMUM GROSS MASS	DESCRIPTION	MANUFACTURER
1015KG-05	1015kg	Float Pac LFP800WBA comprising Xactic X07 3503 rotomoulded bin with plastic welded bulkhead, oxygen cylinder and holder	Floatpac PO Box 372 Springvale VIC 3171
1080KG-01 (21-09-00)	1080kg Live Fish Pac 900	Float Pac live fish transport units consist of a heavy duty reinforced PVC bladder, lid/hatch structure, oxygen cylinder carrier, and oxygen regulating and dispensing system. Designed to fit into a large plastic Nylex Rotomould E1192 or E1192R type bin.	Floatpac PO Box 372 Springvale VIC 3171
1100KG-01 (10-09-04)	1100kg	Nylex Rotomould bin modified for live transport of fish using compressed oxygen cylinder and CASA approved proprietary Regulator. Outer dimensions are 1170 x 1135 x 1335mm.	Pioneer Seafoods Unit 3/6 Dondaldson Street, Manunba, Cairns, QLD 4870
1450KG-01 (20-09-99)	1450kg Live fish unit	Float Pac unit manufactured from welded aluminium. Comprises "E" size compressed oxygen cylinder and CASA approved regulator. Two flexible PVC bags are used (Water & Catch). The unit is partially collapsible for return transport. External dimensions are 1300(L) x 1200(W) x 1400(H)mm.	Floatpac PO Box 372 Springvale VIC 3171

### 13. OTHER CONTAINERS

APPROVAL NUMBER / DATE	MAXIMUM GROSS MASS	DESCRIPTION	MANUFACTURER
092 (16-12-93)	15kg Multi-use Collapsible HDPE Seafood Package	A multi use, collapsible, blow moulded double walled box with lid, 595(L) x 395(W) x 140(H)mm outside dimensions, with a leak proof designed liner 555(L) x 355(W) x 105(H)mm of water resistant waxed corrugated fibreboard WL200/115-115/16.	Hydro Norway Lindgren Pty Ltd Morningside QLD 4170
60KG-01	60kg	100 Ltr EPS box for whole large fish. Pack boxes per Method 3. Dimensions 1158x386x350 mm. Boxes packed on pallet for transport. NOT Permitted on Narrow body a/c	RMAX 2-4 Mephan St., Maribynong VIC 3032.  May be manufactured at other RMAX sites.
10KG-23	10kg Coolseal Box	10Kg Fluteboard Coolseal Box, leakproof design, external dimensions 500(L) x 330(W) x 140(H)mm	Corex Plastics Australia 261 Frankston Dandenong Rd Dandenong VIC 3175
20KG-34 (24-10-06)	20kg AND01 Fluteboard Seafood Box	20Kg Fluteboard Seafood Box, external dimensions 590(L) x 400(W) x 250(H)mm.	Airpak Pty Ltd 116 Churchill St Subiaco WA 6008
20KG-35 (9-11-05)	20kg AND02 Fluteboard Seafood Box	20Kg Fluteboard Seafood Box, external dimensions 590(L) x 400(W) x 250(H)mm.	Airpak Pty Ltd 116 Churchill St Subiaco WA 6008

---

**14. EPS BOX WITH FIBREBOARD OUTER FOR HOGG OR FILLITED SALMON**

---

<b>APPROVAL NUMBER / DATE</b>	<b>MAXIMUM GROSS MASS</b>	<b>DESCRIPTION</b>	<b>MANUFACTURER</b>
23KG-02	23kg Salmon Box	External dimension 790(L) x 305(W) x 260(H)mm 594 $\pm$ 5% grams dry weight including lid and tray (Also approved to Packing Method 2)	Polyfoam Australia Pty Ltd Dandenong VIC 3175



## APPENDIX C      **SEAFOOD PACKING METHODS, 1 TO 14.**

Fifteen Packing Methods have been developed within these Regulations to provide a range of alternatives for varying seafood products, market needs and packaging availability. These Packing Methods, described in detail in Appendix D, which forms part of these Regulations, have been shown through airline experience to meet the requirements for seafood transport in Australia.

The Packing Methods are numbered from 1 to 14 as follows:

- PM - 1.    Fibreboard Box
- PM - 2.    EPS Box with Fibreboard Outer
- PM - 3.    EPS Box
- PM - 4.    Rigid Plastic Container
- PM - 5.    Fibreboard Boxes for Live Product
- PM - 6.    EPS Boxes for Live Product
- PM - 7.    Fibre Box (Very Large Whole Fish)
- PM – 7A   Fibre Box with Internal Leak-proof Tray (Multiple Large Whole Fish)
- PM - 8.    For Live Aquarium Fish in Water (Gross mass less than 15 Kg)
- PM - 9.    Large Reusable Fish Boxes (Gross Mass greater than 30 Kg)
- PM - 10.   Live Prawns in sawdust packing
- PM - 11.   Mechanical Aeration for Live Fish in Water (Gross Mass greater than 30 Kg)
- PM - 12.   Oxygen Supply for Live Fish in Water (Gross Mass greater than 30 Kg)
- PM - 13.   Other.
- PM - 14.   EPS box with fibreboard outer for hogg or filleted salmon.

Note:            Pages in Appendix C are numbered according to the Packing Method.



## **Recommended Packing methods for specific Seafood Products**

The table below recommends the packing methods that have been found to be suitable for specific seafood products. Shippers may use these packaging methods with Approved packaging. A list of Approved packaging is provided in Appendix B.

<b>PRODUCT</b>	<b>PACKING METHOD TO BE USED</b>
CRAB (cold water varieties such as Blue Swimmer)	1, 2, 3
LARGE WHOLE FISH (TUNA)	7
MULTIPLE WHOLE FISH (OTHER THAN TUNA)	7A
LIVE FISH (swimming)	8, 11, 12
LIVE MUD CRAB, CRAB, EEL, LOBSTER, ABALONE	5, 6
NON-LIVE, CRAYFISH/LOBSTER	1, 2, 3
EEL	1, 2, 3, 9
URCHINS AND BUGS	1, 2, 3, 4
FISH FILLETS	1, 2, 3
OYSTER/ABALONE/MUSSELS	2, 3, 4, 5, 6
PRAWN, SHRIMP	2, 3, 4, 10
SCALLOP, SHELLFISH	4, 5, 6
SQUID, OCTOPUS	1, 2, 3, 4
WHOLE FISH	1, 2, 3, 9
SALMON (HOGG AND FILLETS)	14

## **PACKING METHOD NO. 1: FIBREBOARD BOX**

### **1. Description:**

Fibreboard box for shipping Whole Fish, Fish Fillets, Eels, Crab, Crayfish/Lobster, Squid, Octopus, Urchins and Bugs (non-live product).

Two types of fibreboard box are currently approved; corrugated fibreboard and solid fibreboard. Details of appropriate packing materials are given below:

### **2. Maximum Gross Weight:**

As per Packaging Approval up to a maximum of 23 kilograms.

### **3. Packing Material:**

- 3.1 Corrugated Fibreboard: Outside container: corrugated waterproof fibreboard box C/B double fluted. Fibreboard material must meet Cobb Test as specified in Appendix A.
- 3.2 Solid Fibreboard Box : Outer sleeve: corrugated fibreboard box C – flute or equivalent to assist in meeting stacking requirements. Inner solid fibreboard box water proofed using metallised polyester laminated to both inner and outer surfaces. (Waterproof polyethylene film is not required with this style of box).
- 3.3 Ice bags: polyethylene bags (eg. L35-100 cm x W25-30 cm) at least 75 micron in thickness or gelled ice.
- 3.4 Fish Bag: one polyethylene bag (eg. L90-100 cm x W55-65 cm) at least 75 micron in thickness.
- 3.5 Adhesive Plastic Tape: over 4 cm in width.
- 3.6 Waterproof film: polyethylene film (not required for Solid Fibreboard box).
- 3.7 Elastic band:  
For ice bag: 40 mm dia. 1 mm width, 1 mm thickness or equivalent 2 bands per bag.  
For fish bag: 50 mm dia., 6 mm width, 1 mm thickness or equivalent one band per bag.
- 3.8 Absorbent Pad with adequate absorption quantity.

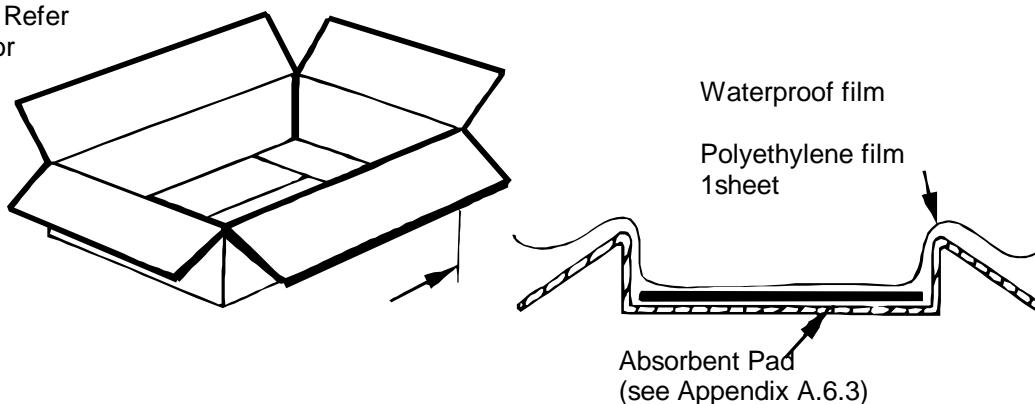
### **4. Packing Method:**

- 4.1 Each joint of the box should be sealed with adhesive plastic tape. Place absorbent pad in the bottom of the box. Put polyethylene film over the bottom of the box.
- 4.2 Where solid fibreboard boxes of leakproof construction are used, it is acceptable to seal the lid of the inner box with one strip of 40 mm min. wide adhesive tape. The outer may be sealed using two or more bands of adhesive tape or strapping around the circumference of the box.
- 4.3 Put approximately one kilogram of ice in a polyethylene bag. Let air out and gather and gooseneck the top and tie with elastic band or twine etc. Prepare further ice bags as required. The quantity of ice should usually not exceed three kilograms.
- 4.4 Take out water and drain blood well before putting the fish in a polyethylene bag. Include ice bags in the polyethylene bag with the fish. Let out air, gather and gooseneck the top then seal with elastic band or twine.
- 4.5 Put the prepared bag in the box and wrap with polyethylene film. The gooseneck tie should be uppermost in the package.



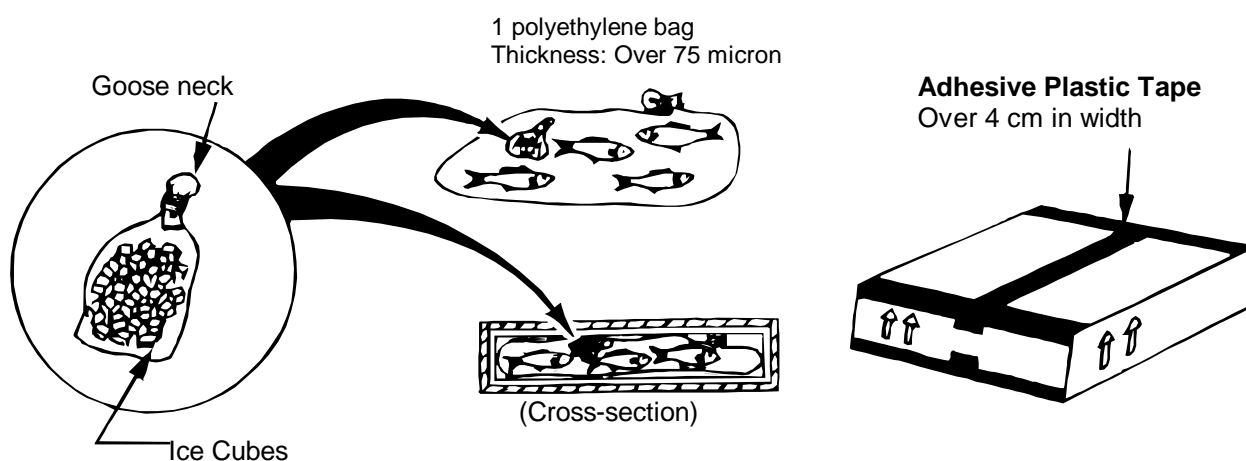
- 4.6 Seal the cover and any leak points with adhesive plastic tape. Where solid fibreboard boxes of leak proof construction are used, it is not a requirement to seal all joints except as noted in 4.2 above.

Fibreboard box. Refer to Appendix A for Cobb test



### Fish Bags

Ice cube Bags  
Polyethylene bags



### Notes:

- When two or more bags are used for containing ice, the bags should be sealed separately.
- Protect bag against puncturing when the fish have sharp fins.
- Absorbent pad may be deleted if the contents do not contain any fluids.

## **PACKING METHOD NO. 2: EPS BOX WITH FIBREBOARD OUTER**

### **1. Description**

Expanded Polystyrene (EPS) Box in an outer fibreboard Box for shipping Whole Fish (non-live product), Fish Fillets, Eels, Lobsters/Crayfish, Squid, Octopus, Crab, Urchins, Prawns and Bugs.

### **2. Maximum Gross Weight:**

As per Packaging Approval up to a maximum of 23 kilograms.

### **3. Packing Material:**

- 3.1 Outside container: Corrugated waterproof fibreboard box (eg L60-70 cm x W40-45 cm x H13-18 cm). Fibreboard material must meet Cobb test as specified in Appendix A.
- 3.2 Inside container: EPS box (dimensions relevant to outside container) over 15 mm in thickness.
- 3.3 Ice bags: polyethylene bags (eg. L35-100 cm x W25-30 cm) at least 75 micron in thickness.
- 3.4 Fish Bag: one polyethylene bag (eg. L90 - 100 cm x W55 - 65 cm) at least 75 micron in thickness.
- 3.5 Elastic band:  
For ice bag: 40 mm dia. 1 mm width, 1 mm thickness or equivalent 2 bands per bag.  
For fish bag: 50 mm dia. 6 mm width, 1 mm thickness or equivalent one band per bag.
- 3.6 Adhesive tape: over 4 cm in width.
- 3.7 Absorbent Pad with adequate absorption quantity. (Note: the pad need not completely cover the whole area of the bottom of the box.)

### **4. Packing Method:**

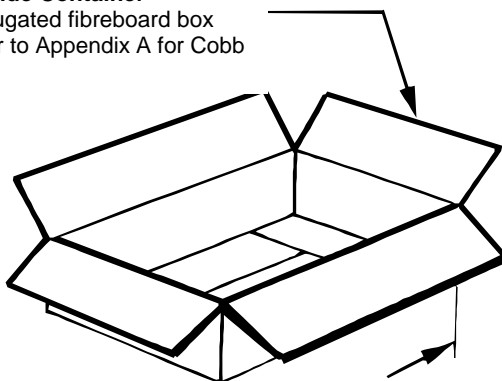
- 4.1 Each joint of the corrugated fibreboard box should be sealed with adhesive tape. Place absorbent pad in the bottom of the box.
- 4.2 If ice is used, put approximately one kilogram of ice in a polyethylene bag, let air out and gather and gooseneck the top and tie with elastic band or twine, or equivalent. Prepare further ice bags as required. The quantity of ice should usually not exceed three kilograms.
- 4.3 Take out water and drain blood well before putting the fish in a polyethylene bag. Include ice bags in the polyethylene bag with the fish. let out air, gather and gooseneck the top then seal with elastic band or twine.

**NOTE:** For species likely to puncture the plastic bag Eg. Prawns, the plastic bag can be applied outside the polystyrene box and inside the fibreboard box (the spikes on prawns easily puncture the plastic bag if directly in contact with them).

- 4.4 Put the prepared bag in the EPS box. Put the lid on EPS box.
- 4.5 Seal the lid with the adhesive plastic tape.
- 4.6 Put the EPS box in the corrugated fibreboard box.
- 4.7 Seal the lid of the corrugated fibreboard box with the adhesive plastic tape.

### Outside Container

Corrugated fibreboard box  
Refer to Appendix A for Cobb test.



### Fish Bags

1 Polyethylene Bag  
Thickness: 75 micron minimum



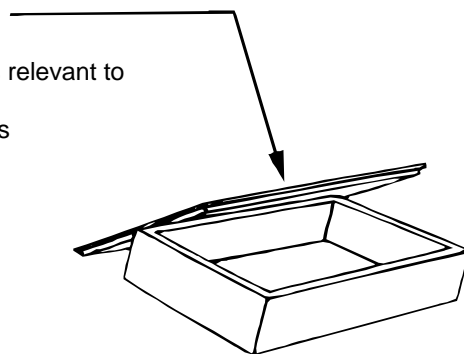
Ice cube Bags



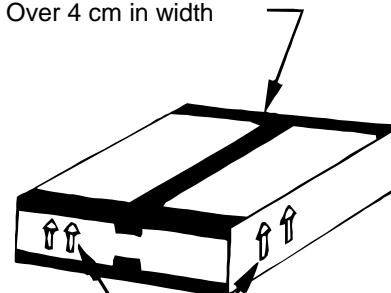
(Cross-section)

### Inside Container

EPS box  
Dimensions relevant to  
outside box  
1-3 Ice Bags

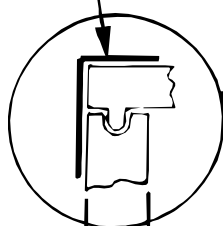


Adhesive Plastic Tape  
Over 4 cm in width



This way up indicators

Tape



Absorbent Pad  
(see Appendix A.6.3)

>15mm

### Notes:

- Protect bag against puncturing when the fish have sharp fins. This is a particular problem when packing prawns and in this case it is essential that the box is water tight.
- 'This way up' arrows to assist in the correct orientation of loaded boxes.



## **PACKING METHOD NO. 3 EPS BOX**

### **1. Description**

Expanded Polystyrene (EPS) Box (without outer) for shipping non-live Whole Fish, Fillets, Eels, Squid, Octopus, Urchins, Abalone meat (no shells), Prawns and Bugs, Crab, Crayfish, Lobster, Oysters and Mussels.

### **2. Maximum Gross Weight**

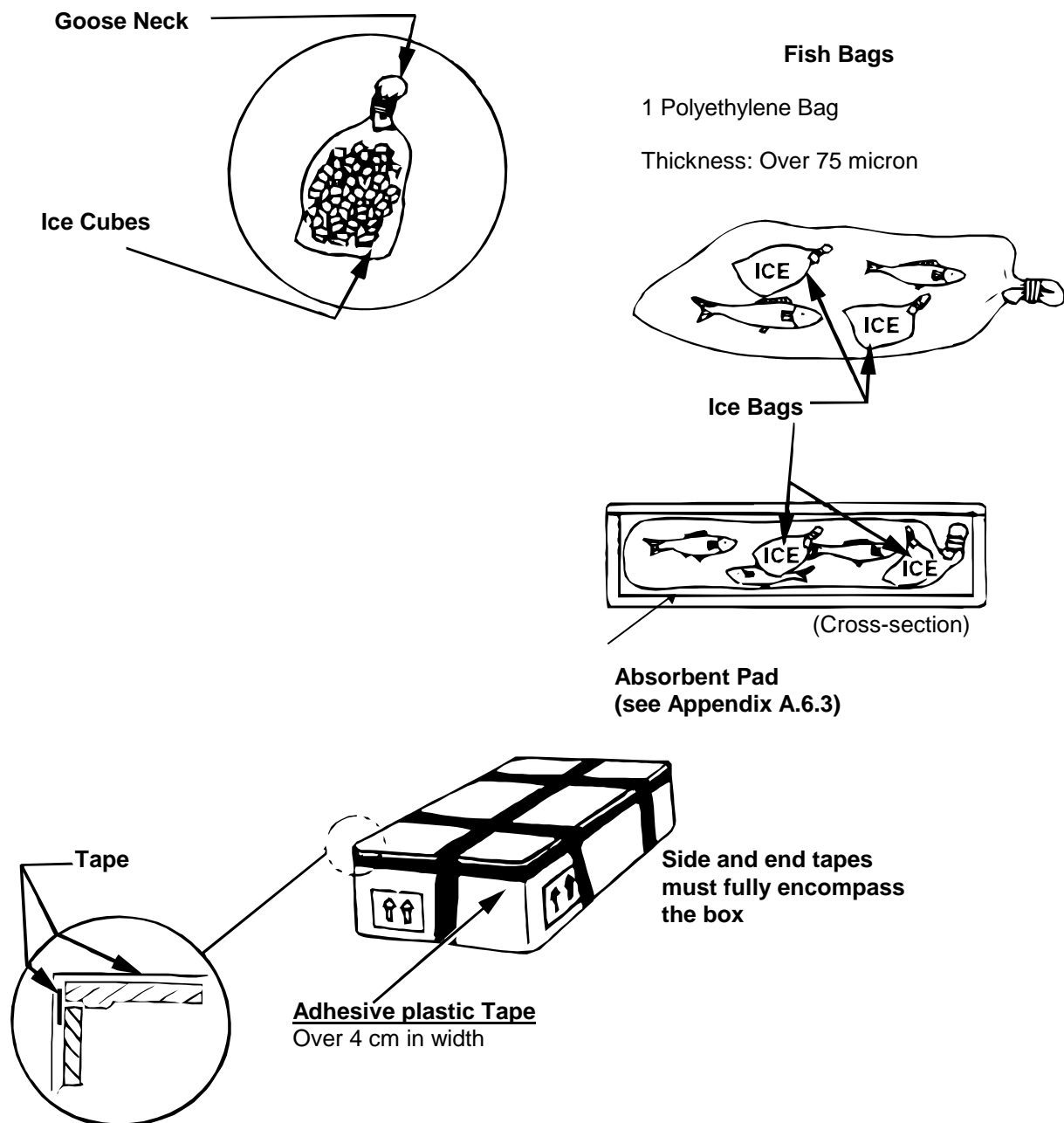
As per Packaging Approval up to a maximum of 23 kilograms.

### **3. Packing Material:**

- 3.1. Outside container: EPS box of appropriate dimensions and strength to meet the test requirements of Appendix A.
- 3.2. Ice bags: polyethylene bags (eg. L35-100 cm x W25-300 cm) at least 75 micron in thickness. Gelled ice packs manufactured to replace ice are preferred.
- 3.3. Fish Bag: one polyethylene bag (eg. L90-100 cm x W55-65 cm) at least 75 micron in thickness.
- 3.4. Elastic band:  
For ice bag: 40 mm dia, 1 mm width, 1 mm thickness or equivalent 2 bands per bag.  
For fish bag: 50 mm dia, 6 mm width, 1 mm thickness or equivalent one band per bag.
- 3.5. Adhesive tape: over 4 cm in width of a colour (not clear) that contrasts with the box. If clear tape is used, "This way Up" labels should be used to assist loading.
- 3.6. Absorbent Pad: with adequate absorption quantity.

### **4. Packing Method:**

- 4.1. If ice is used, put approximately one kilogram of ice in a polyethylene bag. Let air out and gather and gooseneck the top and tie elastic band or twine. Prepare further ice bags as required. The quantity of ice should usually not exceed three kilograms.
- 4.2. Cover the bottom of the box with the absorbent pad
- 4.3. After taking out water and draining any blood, put the seafood in a polyethylene bag. Include ice bags in the polyethylene bag or gelled ice pack with the fish as required. Let out air and twist the top and seal with elastic band or twine.
- 4.4. Put the prepared bag in the EPS box. Put the lid on the EPS box.
- 4.5. Seal the lid of the EPS box with adhesive plastic tape and tape twice around the width of the box at approx 1/3 spacing and midway around the ends (as illustrated).



**Notes:**

- When two or more bags are used for containing ice, the bags should be sealed separately.
- Protect bag against puncturing when the fish have sharp fins. This is a particular problem when packing prawns in which case it is essential that the box is water tight.
- Care must be taken to prevent EPS boxes from being damaged.
- Use "This way Up" labels or contrasting tape to assist in loading boxes the correct way up.

## **PACKING METHOD NO. 4 : RIGID PLASTIC CONTAINER**

### **1. Description**

Plastic Pails, tubs or rigid plastic boxes for shipping Scallops and Shellfish, Abalone, Oysters, Mussels, Prawns, Shrimps, Squid, Octopus, Urchins and Bugs. The container may also be used for live lobsters (crayfish), mud crabs, with the modification described.

### **2. Maximum Gross Weight:**

As per Packaging Approval up to 23 kilograms. Refer to the Regulations for advice on higher gross weight containers.

### **3. Packing Material:**

3.1 Outside Container: plastic pail (bucket) with lid or other rigid plastic container with lid. For live product, such as lobsters and crabs, ventilation holes are permitted above half height in each end positioned in a way that any water will not leak from them, even when the container is tipped in any direction.

3.2 Ice Bag Container: one to three polyethylene bags (eg. L35-100 cm x W25-30 cm) over 75 microns in thickness.

3.3 Fish Bag: one polyethylene bag over 75 micron

3.4 Elastic Band: or other adequate tying material.

For Ice Bag - approx. 40 mm dia 1 mm width, 1 mm thickness or equivalent 2 bands per bag.

For Fish Bag - approx. 50 mm dia 6 mm width, 1 mm thickness or equivalent one band per bag.

3.5 For live product, the plastic bag may be omitted, however absorbent material (refer Appendix A) capable of holding at least 250 ml of seawater must be included for each 20 Kg. of product.

3.6 Lid must be secured by clips as a secondary fixing or tied by plastic electrical band clamps.

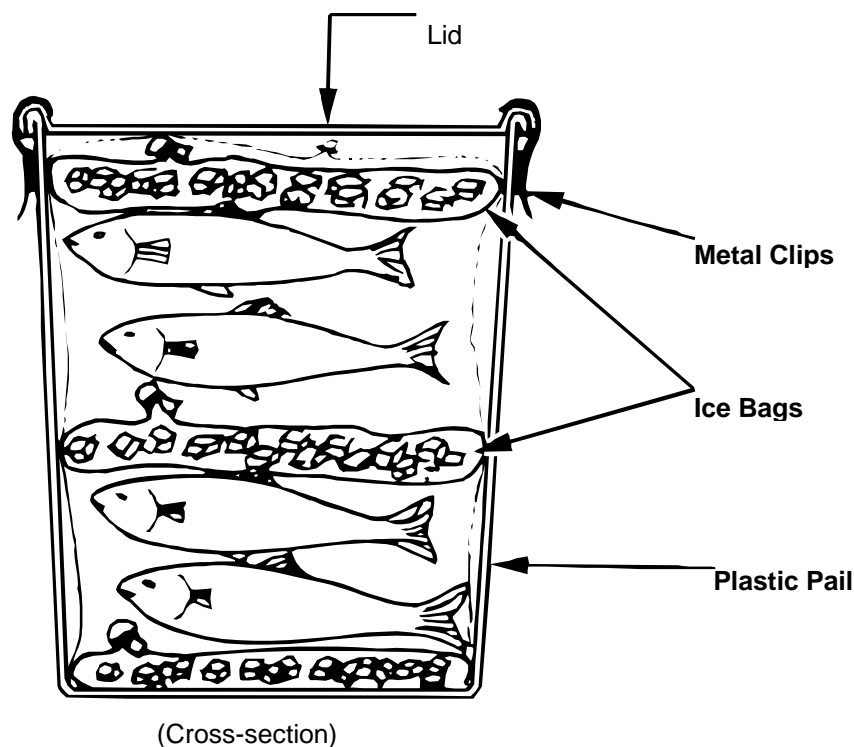
### **4. Packing Method:**

4.1 If used, put ice in polyethylene bag. Let air out and gooseneck the top and tie with elastic band or similar.

4.2 After taking out water and draining well, put the product in a polyethylene bag. Arrange the ice bag(s) over the product. Let out air and gooseneck the top of the produce bag then seal with elastic band or similar.

4.3 Place the inner polyethylene bag in the outer container with the enclosure facing upright. Seal the lid with an appropriate method.

4.4 For live product, the plastic bag may be omitted. Ensure the product is well drained and place absorbent material in the bottom of the container before stacking in the live product.



**Notes:**

- Ensure container is in good condition and is not damaged.
- Plastic pails and tubs must be of a grade to withstand ultra violet damage.
- Where metal clips are required for pails, a minimum of 4 must also be used to retain the lid.
- Ice may be put in directly with some product (eg. prawns), in which case ensure that the plastic bag and pail are well sealed.
- Use "This way Up" labels or contrasting tape to assist in loading boxes the correct way up.
- When two or more bags are used for containing ice, the bags should be sealed separately.
- Protect bag against puncturing when the fish have sharp fins. This is a particular problem when packing prawns, in which case it is essential that the container is water tight.

## **PACKING METHOD NO. 5: FIBREBOARD BOXES FOR LIVE PRODUCT**

### **1. Description**

Fibreboard boxes for shipping Live Mud Crab, Lobster (Crayfish), Live Abalone, Eels, Shellfish.

### **2. Maximum Gross Weight**

As per Packaging Approval up to a maximum of 23 kilograms.

### **3. Packing Material:**

**3.1** Outside Container: Fibreboard waterproof box. Ventilation holes are permissible in each end (see diagram) and/or near the centre of the top positioned so that fluid escape is not possible when correctly stowed. Fibreboard material must meet Cobb Test and Additional Leakage Test as specified in Appendix A.

**3.2** Product liner: one polyethylene liner over 75 micron. The liner may be omitted if the species requires ventilation and if the container is waterproofed (refer to Cobb test requirements in Appendix A).

**3.3** Absorbent Material: Absorbent material capable of absorbing and holding at least 250 ml of sea water must be included with the crabs. The distribution of absorbent must be at least 50% below the crabs and at least 20% above the crabs.

**3.4** Plastic Adhesive tape - over 4 cm in width.

### **4. Packing Method:**

**4.1** Place the required quantity of absorbent material in the base of the box.

**4.2** Put the inner polyethylene liner in the outer container with the open end facing upwards.

**4.3** After ensuring that the crabs are well drained, stack crabs in the container such that claws are uppermost. Note that crabs must not be placed on their backs, as high mortality rates will result.

**4.4** Loosely fold over the top of the inner liner (if used). Do not seal.

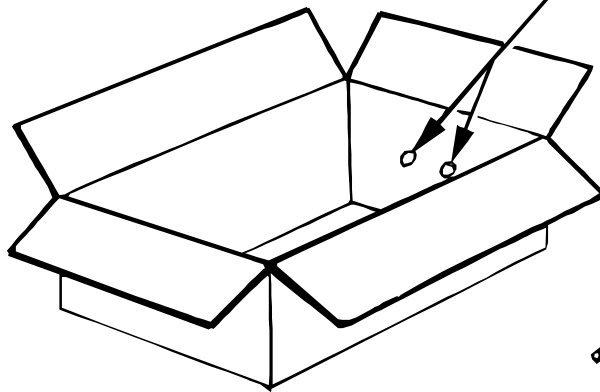
**4.5** Seal the lid of the box with adhesive plastic tape and tape twice around the width of the box at 1/3 spacing and once around the ends, taking care not to block any ventilation holes.

### **Notes:**

- a. Unlike other live shellfish, live mud-crab should not be chilled prior to shipment as refrigeration will cause high mortality rate.
- b. Correct labelling is particularly important. Packages should be marked "Live Mud Crab", "Live Lobster" or "Live Eel" as appropriate on at least two opposing sides and must have labels on two but preferably four sides that clearly and obviously state the correct orientation of the package during transport.

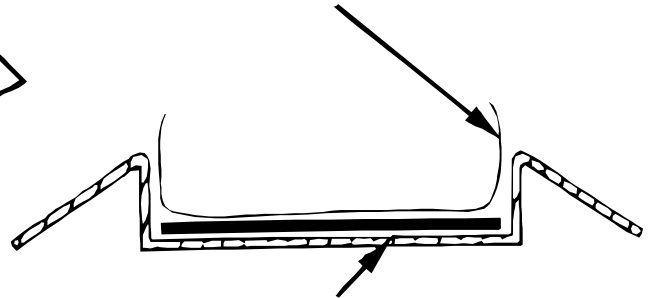


**Outside container**  
Corrugated fibreboard box.  
Refer to Appendix A for Cobb test.



**Ventilation Holes**

Polyethylene Liner  
(Alternative - water resistant lining or coating on box inner)



**Absorbent Pad**  
(see Appendix A.6.3)

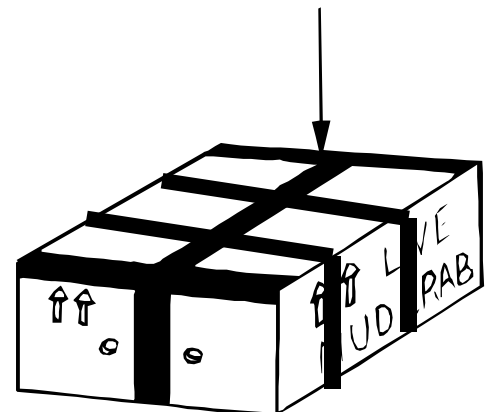
### Product Bags

1 polyethylene bag  
Thickness: Over 75 micron



(Cross-section)

**Adhesive plastic tape**  
Over 4 cm in width



## **PACKING METHOD NO. 6: EXPANDED POLYSTYRENE BOXES FOR LIVE PRODUCT**

### **1. Description**

Expanded Polystyrene (EPS) boxes for shipping Live Crab, Lobster (Crayfish), Live Abalone, Eels, Shellfish, Mussels.

### **2. Maximum Gross Weight**

As per Packaging Approval up to a maximum of 23 kilograms.

### **3. Packing Material:**

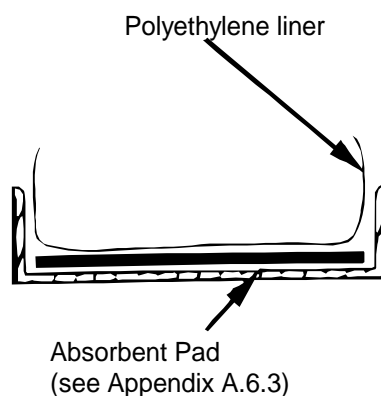
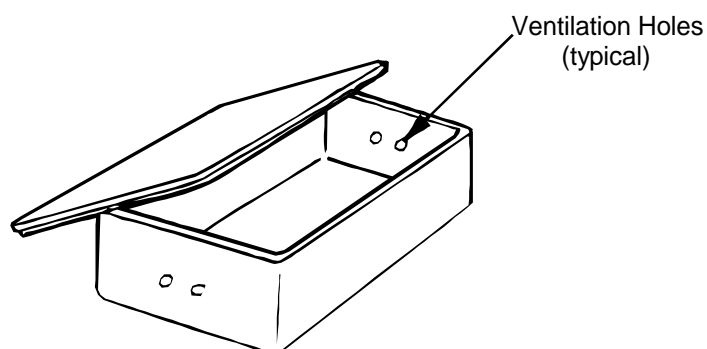
- 3.1 Outside Container: EPS box. Ventilation holes are permissible in each end (see diagram) and/or near the centre of the top positioned so that fluid escape is not possible when correctly stowed.
- 3.2 Product liner: one polyethylene liner over 75 micron. The liner may be omitted if the live species requires ventilation and adequate absorbent material is included. Protection of the inside of the EPS box will be necessary, Eg. wood-wool, EPS chips, etc., if the species is likely to dig into and damage the container.
- 3.3 Ice: If used to reduce metabolic rate of lobsters, eels, ice should be in robust leak resistant containers (eg plastic drink bottles or gelled ice packs) that cannot be punctured by sharp projections.
- 3.4 Absorbent Material: Absorbent material capable of absorbing and holding at least 250 ml of sea water must be included. The distribution of absorbent must be at least 50% below the product and at least 20% above.
- 3.5 Woodwool or EPS "shapes" may be used to "cushion" and separate the live product but will not allow absorbent to be omitted.
- 3.6 Adhesive tape: over 4 cm in width of a colour (not clear) that contrasts with the box. If clear tape is used, "This way Up" labels should be used to assist loading.

### **4. Packing Method:**

- 4.1 Place the required quantity of absorbent material in the base of the box.
- 4.2 Put the inner polyethylene liner (if used) in the outer container with the open end facing upwards.
- 4.3 After ensuring that the product is well drained, place in box. Stack crabs in the container such that claws are uppermost. Note that crabs must not be placed on their backs, as high mortality rates will result.
- 4.4 Loosely fold over the top of the inner liner (if used). Do not seal.
- 4.5 Seal the lid of the box with adhesive plastic tape and tape twice around the width of the box at 1/3 spacing and once around the ends, taking care not to block any ventilation holes.

## Outside container

EPS box as per Appendix A



### Product Bags


1 polyethylene bag

Thickness: Over 75 micron



(Cross-section)

Adhesive Plastic Tape  
Over 4cm in width



### Notes:

- Unlike other live shellfish, live mud-crab should not be chilled prior to shipment as refrigeration will cause high mortality rate.
- Correct labelling is particularly important. Packages should be marked "Live Mud Crab", "Live Lobster" or "Live Eel" as appropriate on at least two opposing sides and must have labels on two but preferably four sides that clearly and obviously state the correct orientation of the package during transport.
- Use "This way Up" labels or contrasting tape to assist in loading boxes the correct way up.

## **PACKING METHOD NO. 7: FIBREBOARD BOX (Very Large Whole Fish)**

### **1. Description**

Fibreboard box ("Tuna Coffin") for shipping whole tuna or other large whole fish (non-live product).

### **2. Maximum Gross Weight**

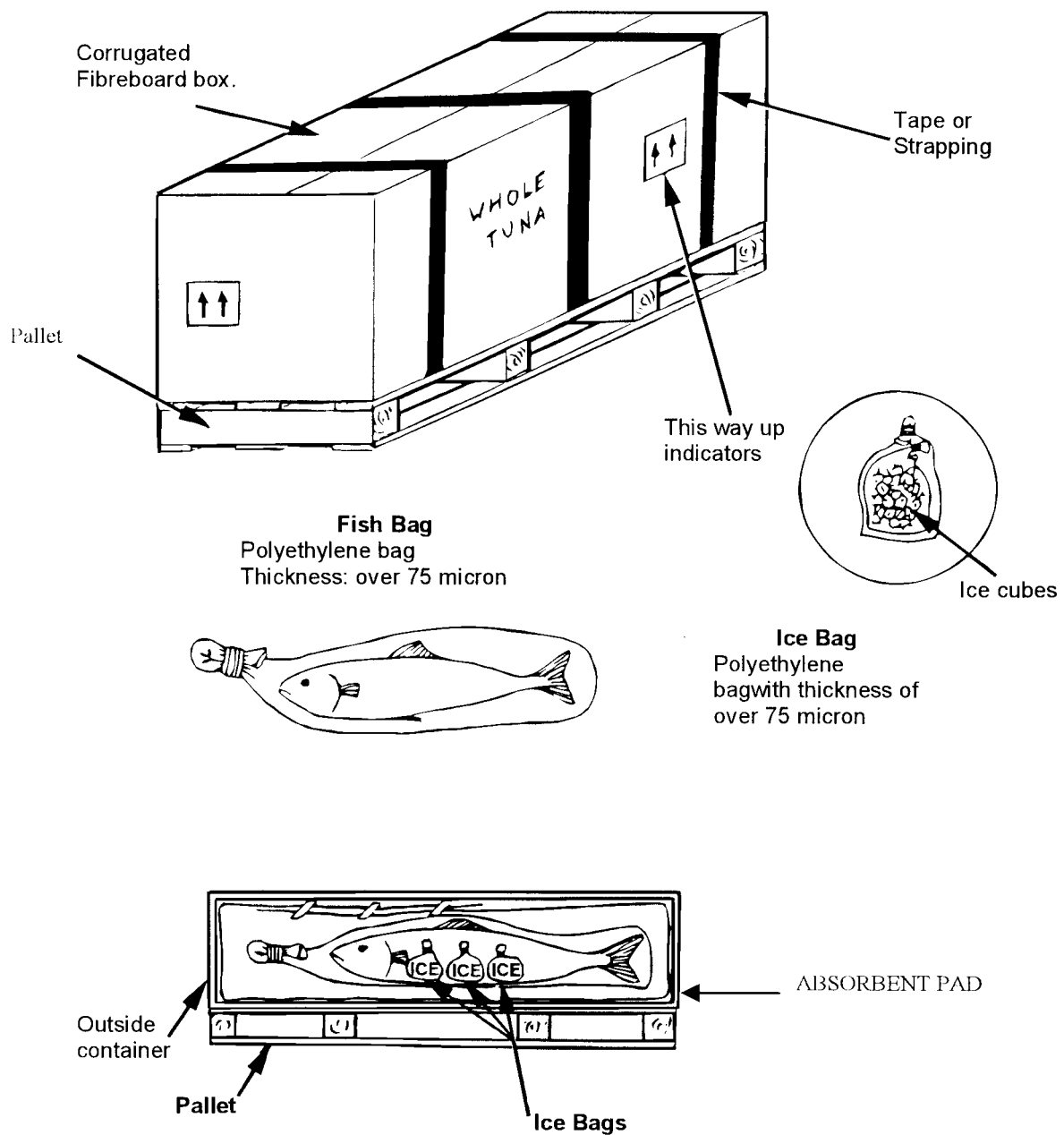
As per Packaging Approval. Approvals have typically been in the range of 40 to 120kgs.

### **3. Packing Material:**

- 3.1 Outside container: Heavy weight corrugated fibreboard box of appropriate strength. A pallet (eg wood) frequently forms part of the package to both stiffen the box and assist it in meeting the test requirements and to allow the box to be fork lifted.
- 3.2 Ice: Polyethylene bag at least 75 micron in thickness.
- 3.3 Fish Bag: One polyethylene bag at least 75 micron in thickness.
- 3.4 Waterproof film: Polyethylene film
- 3.5 Adhesive tape: Over 4 cm in width and/or suitable plastic strapping.
- 3.6 Elastic band:
- 3.7 For ice bag: approx. 40 mm dia 1 mm width, 1 mm thickness or equivalent, 2 bands per bag.
- 3.8 For fish bag: approx. 50 mm dia, 6 mm width, 1 mm thickness or equivalent, one band per bag
- 3.9 Absorbent Pad to suit box size and quantity of ice used.

### **4. Packing Method:**

- 4.1 Each joint of the box should be sealed with adhesive plastic tape. Place absorbent pad in the bottom of the box. Put polyethylene film over the bottom of the box
- 4.2 Put ice in polyethylene bags. Let air out and gather and gooseneck the top and tie with elastic band or twine etc. Prepare further ice bags as required. The quantity of ice should not normally exceed three kilograms per bag.
- 4.3 Put the prepared bags in the box.
- 4.4 After taking out water and draining blood, put the fish in a polyethylene bag. Include ice bags in the polyethylene bag with the fish. Let out air, gather and gooseneck the top then seal with elastic band or twine.
- 4.5 Wrap the fish bag with polyethylene film. The gooseneck tie or tape closure of the polyethylene liner should be uppermost in the package.
- 4.6 Seal the cover and any leak points with adhesive plastic tape



#### Notes:

- Protect fish and ice bags against puncturing when the fish have sharp fins.
- When two or more bags are used for containing ice, (for instance, if puncturing is likely), the bags should be sealed separately.
- The strapping/taping and the pallet (if part of the design) must be the same configuration as the configuration used in the approval tests for the package.
- Because of the high gross mass and large dimensions of this type of package it may only be able to be loaded on certain types of aircraft at certain airports. Consult with the airlines.



## **PACKING METHOD NO. 7A: FIBREBOARD BOX WITH INTERNAL LEAKPROOF TRAY (Very Large Whole Fish)**

### **1. Description**

Fibreboard box for shipping multiple large whole fish other than tuna (non-live product).

### **2. Maximum Gross Weight**

As per Packaging Approval. Approvals typically in the range of 40 to 120kgs.

### **3. Packing Material:**

**3.1** Outside container: Heavy weight corrugated fibreboard box of appropriate strength. A pallet (eg wood) frequently forms part of the package to both stiffen the box and assist it in meeting the test requirements and to allow the box to be fork lifted.

**3.2** Ice Bag: Polyethylene bag at least 75 micron in thickness.

**3.3** Fish Bag: One polyethylene bag at least 75 micron in thickness.

**3.4** Leak-proof tray (internal): A water-resistant fibreboard leak-proof tray, of full length, width and height of the internal dimension of the outside container (less up to 25mm of full height if desirable). Must meet Cobb Test requirements for "leak Proof" tray in Appendix A.

**3.5** Waterproof film: Polyethylene film at least 75 micron in thickness.

**3.6** Adhesive tape: Over 4 cm in width and/or suitable plastic strapping.

**3.7** Elastic band:

For ice bag: approx. 40 mm dia 1 mm width, 1 mm thickness or equivalent, 2 bands per bag.

For fish bag: approx. 50 mm dia, 6 mm width, 1 mm thickness or equivalent, one band per bag

**3.8** Absorbent Pad to suit box size and quantity of ice used.

### **4. Packing Method:**

**4.1** Place fibreboard box on pallet (if required).

**4.2** Each joint of the box should be sealed with adhesive plastic tape. Place leak-proof tray in the bottom of the box. Put polyethylene film over the bottom of the box and place an absorbent bag on top.

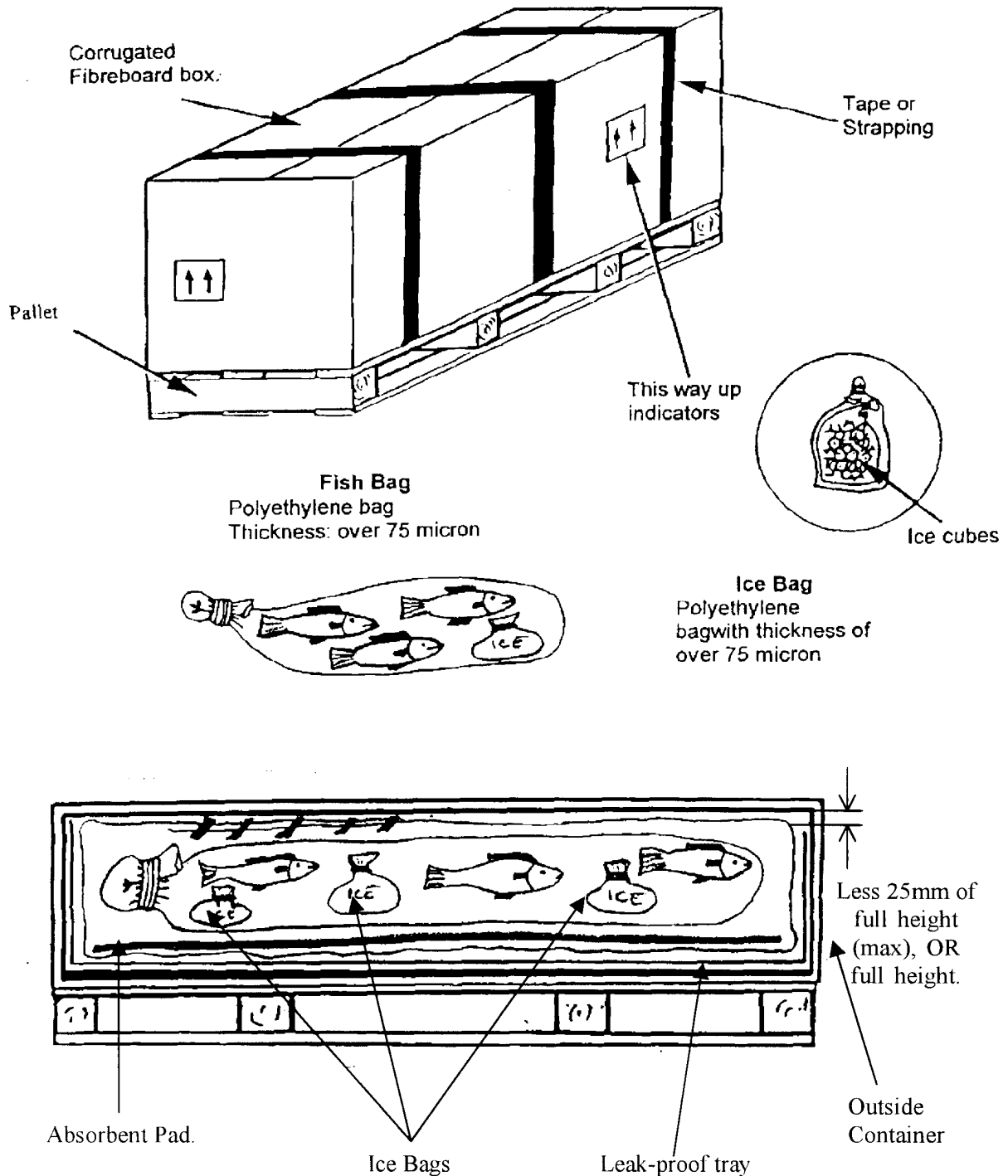
**4.3** Put ice in polyethylene bags. Let air out and gather and gooseneck the top and tie with elastic band or twine etc. Prepare further ice bags as required. The quantity of ice should not normally exceed three kilograms per bag.

**4.4** Put the prepared bags in the box.

**4.5** After taking out water and draining blood, place multiple fish in a polyethylene bag. Include ice bags in the polyethylene bag with the fish. Let out air, gather and gooseneck the top then seal with elastic band or twine.

**4.6** Wrap the fish bag with polyethylene film. The gooseneck tie or tape closure of the polyethylene liner should be uppermost in the package.

**4.7** Seal the outer container and any leak points with adhesive plastic tape



#### Notes:

- Protect fish and ice bags against puncturing when the fish have sharp fins.
- When two or more bags are used for containing ice, (for instance, if puncturing is likely), the bags should be sealed separately.
- The strapping/taping and the pallet (if part of the design) must be the same configuration as the configuration used in the approval tests for the package.
- The high gross mass and large dimensions of this type of package may restrict loading to certain types of aircraft and/or specific airports. Consult with the airlines.



## **PACKING METHOD NO. 8: LIVE AQUARIUM FISH IN SALT OR FRESH WATER**

### **1. Description**

Fibreboard or EPS box containing live aquarium fish swimming in water.

### **2. Maximum Gross Weight**

As per Packaging Approval up to a maximum of 15 kilograms.

### **3. Packing Material:**

- 3.1** Outer Container: Fibreboard or EPS box of appropriate dimensions to allow for the normal expansion of the inner liner during flight (see Notes below). A rigid plastic container may also be suitable when used with Product Bags.
- 3.2** Product Bag: Two polyethylene bags of at least 75 micron in thickness. Product may be contained in multiple inner bags within a single outer.
- 3.3** Bag Cushion: Sheet of furnishing foam (12mm thick) or 5 sheets of newspaper (or other sheet paper).
- 3.4** Adhesive tape: Over 4 cm in width and/or suitable plastic strapping.
- 3.5** Elastic band for fish bag: approx. 50 mm dia, 6 mm width, 1 mm thickness or equivalent, one band per bag
- 3.6** Absorbent Pad: to absorb quantity and type (fresh, salt) of water used.

### **4. Packing Method:**

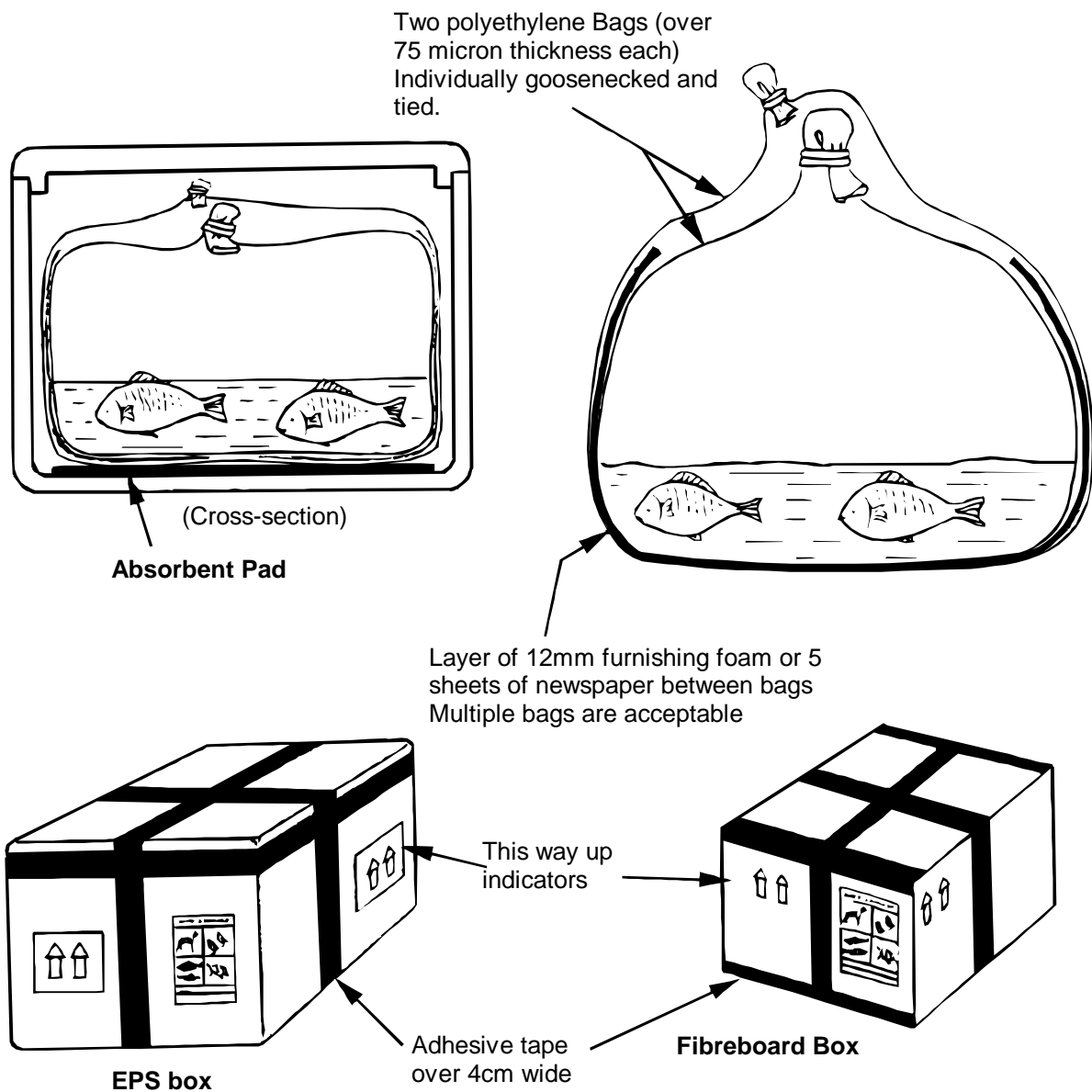
- 4.1** Place the water and fish in one (or more) bag(s), oxygenate, then gooseneck the top and tie with elastic band or twine. Metal clips are an acceptable alternative for sealing bags.
- 4.2** Place the first bag inside a second bag lined all around with at least 12 mm of furnishing foam or 5 sheets of newspaper. Gooseneck and tie the second bag. Multiple small bags are acceptable inside one large outer bag.
- 4.3** Put the prepared bag with the absorbent pad in the box.
- 4.4** Seal the lid of the EPS box with adhesive plastic tape and tape twice around the width of the box at approx 1/3 spacing and midway around the ends (as illustrated). Seal lid and joints of fibreboard box as illustrated.

### **Notes:**

- a. These containers will not be subject to the normal seafood air transport checking procedures used when the packaging is consigned by air, that is, the boxes are not required to be opened by the airline freight acceptance areas
- b. Correct labelling is particularly important. Packages should be marked "Live Fish" as appropriate on at least two opposing sides and should have labels on all four sides that clearly and obviously state the correct orientation of the package during transport.
- c. If oxygen or air is added to the bag containing the live fish then the closed bag must not fill the outside container, other wise the pressure differential at altitude (usually 3 to 4 psi) could burst the bag and/or box. The free space should be about 20-25% of the gas volume in the bag..



- d. If oxygen tablets are used, provision must be made to accommodate the excess gas in the inner bag without bursting the bag or box.
- e. Use "This Way Up" labels or contrasting tape to assist in loading boxes the correct way up.





## **PACKING METHOD NO. 9: LARGE REUSABLE FISH BOXES**

### **1. Description**

Large containers suitable for reuse (easily cleaned, not affected by use).

### **2. Maximum Gross Weight**

As per Packaging Approval, minimum 30 kilograms. Typically 100 – 1000 kgs.

### **3. Packing Material:**

- 3.1** Outer Container: Injection moulded plastic, fibreglass or other material with a removable lid retained by latches. Able to withstand the structural and handling loads involved in its use and transport. Containers that are damaged, leaking or otherwise unserviceable will not be accepted for air transport.
- 3.2** Drain Bung: Must make adequately seal (silicone sealant may be necessary) and be tighten so that it will not loosen during transport and/or handling.
- 3.3** The containers can be designed to be mechanically loaded into and out of the aircraft, or into and out of mechanically loaded aircraft containers ie Unit Load Devices (ULD's). Alternatively, they may be loaded onto aircraft pallets at the airport of departure and unloaded at the airport of destination. The floor loading of the container (or stack of containers) must not exceed 200 lb/ft<sup>2</sup> (970 kg/m<sup>2</sup>) when loaded in a Unit Load Device (ULD) if designed for Boeing 767 or 747. When loaded into a narrow bodied aircraft, ie. Boeing 737 or Airbus A320 aircraft, 731 kg/m<sup>2</sup> is the maximum cargo floor loading. The maximum load capability of any ULD used must be observed.

Because of the high gross mass and large dimensions of this type of package it may only be loaded on certain types of aircraft at certain airports. Consult with the airline.

### **4. Packing Method:**

- 4.1** Due to the sturdy nature of containers in this category, product may be packed loose in the box without additional polyethylene bags or liners. However, any wet ice used for cooling purposes should be contained within gooseneck tied bags or other sealed containers.

#### **Notes:**

- a. Containers over 100kgs are not subject to a drop test. The Tilt Test (Appendix A) is used instead. (Ref Table A1).
- b. The Stacking Test is only required if the package is of a height that stacking may occur.



## **PACKING METHOD NO. 10: LIVE PRAWNS (Dry Packed in Sawdust)**

### **1. Description**

Specially design package developed by CSIRO and Queensland Dept of Primary Industries.

### **2. Maximum Gross Weight**

As per Packaging Approval, maximum 16 kilograms.

### **3. Packing Material:**

- 3.1** Outer Container:. Dimensions approximately 480 x 335 x 360mm  
If made from fibreboard, line with 6 inner polystyrene sheets for insulation.
- 3.2** Up to 8 individual inner fibreboard boxes (300 x 210 x 70mm), lined with polyethylene film with the live prawns packed in sawdust. Inner boxes taped around the outer flaps.
- 3.3** Gelled ice packs located above or between inner boxes.

### **4. Packing Method:**

- 4.1** Pack prawns in the inner boxes in accordance with the packaging instruction
- 4.2** The outer package shall be labelled with "This Way Up" orientation markings..

### **Notes:**

- a. These containers will not be subject to the normal seafood air transport checking procedures used when the packaging is consigned by air. ie. the boxes will not be opened by the airline freight acceptance areas, provided the live prawn producer provides the following declaration with each shipment:

We declare that the fibreboard boxes in this shipment have been packaged according to the requirements of Packing Method 10 of the Seafood Air Transport Regulations

Processor Name:.....

Name of Shipper (print): .....Signature: .....

Date: .....



## **PACKING METHOD NO. 11: MECHANICAL AERATION FOR LIVE FISH IN WATER**

### **1. Description**

Large containers suitable for reuse up to 1550 kgs for carriage of live fish in fresh or sea water using an electric pump for aeration during transport.

### **2. Maximum Gross Weight**

As per Packaging Approval, minimum 30 kilograms. Typically 800 – 1200 kgs.

### **3. Packing Material:**

- 3.1** Outer Container: Injection moulded plastic, fibreglass or other material with a removable lid retained by latches. Containers that are damaged, leaking or otherwise unserviceable will not be accepted for air transport.
- 3.2** Drain Bung: Must make adequately seal (silicone sealant may be necessary) and be tighten so that it will not loosen during transport and/or handling.
- 3.3** Aeration Unit: An Approved aeration unit shall be installed in the container and adequately restrained. The data plate shall show that the required maintenance program has been carried out. Tamper proof seals shall be in place sealing the Unit lid.
- 3.4** Seals: The outer lid, aeration unit top, hatch and drain bung gaskets shall be in good condition and completely water tight.

### **4. Packing Method:**

- 4.1** Ensure that the drain bung is sealed and sufficiently tightened to remain sealed during all phases of its carriage.
- 4.2** Add water and fish and turn on aeration unit. Do not exceed the approved gross weight or the fill level mark on the container.
- 4.3** Place hatch in correct position and tighten retaining clamps or nuts.
- 4.4** Fit lid and attach required labelling.

### **Notes:**

- a. Large, heavy containers will not normally be carried on non-containerised aircraft. Container capacity and floor loading must also be taken into consideration. Consult with the airline.
- b. The planned journey must not exceed 48 hours.
- c. After inspection by airline acceptance staff, the lid of the container may be sealed with tape for security purposes.

## **PACKING METHOD NO. 12: OXYGEN SUPPLY FOR LIVE FISH IN WATER**

### **1. Description**

Large containers suitable for reuse up to 1550 kgs for carriage of live fish in fresh or sea water using a regulated oxygen cylinder for aeration during transport.

### **2. Maximum Gross Weight**

As per Packaging Approval, minimum 30 kilograms. Typically 800 – 1200 kgs.

### **3. Packing Material:**

- 3.1** Outer Container: Injection moulded plastic, fibreglass or other material with a removable lid retained by latches. Containers that are damaged, leaking or otherwise unserviceable will not be accepted for air transport.
- 3.2** Drain Bung: Must make adequately seal (silicone sealant may be necessary) and be tighten so that it will not loosen during transport and/or handling.
- 3.3** Oxygen Unit: An Approved oxygen unit shall be installed in the container and adequately restrained. The oxygen regulator must be specifically approved by CASA and meet the requirements CAAP 262A-1(0) and 35-4.
- 3.4** Seals: The outer lid, aeration unit top, hatch and drain bung gaskets shall be in good condition and completely water tight.

### **4. Packing Method:**

- 4.1** Ensure that the drain bung is sealed and sufficiently tightened to remain sealed during all phases of its carriage.
- 4.2** Add water and fish and turn on the oxygen supply. Do not exceed the approved gross weight or the fill level mark on the container.
- 4.3** Check that the oxygen flow rate does not exceed 5 lts per minute.
- 4.4** Place hatch in correct position and tighten retaining clamps or nuts.
- 4.5** Fit lid and attach required labelling.

### **Notes:**

- a. Large, heavy containers will not normally be carried on non-containerised aircraft. Container capacity and floor loading must also be taken into consideration. Consult with the airline.
- b. The planned journey must not exceed 48 hours.
- c. After inspection by airline acceptance staff, the lid of the container may be sealed with tape for security purposes.
- d. A Dangerous Goods Declaration and appropriate labelling is required.



### **PACKING METHOD NO. 13: OTHER APPROVED METHODS**

This packing method is for special / unique packing methods not described by the other packing methods. Approvals appropriate to this packaging method will be via agreement with the Seafood Committee Engineering delegate, in consultation with applicable Seafood Committee representative(s).



## **PACKING METHOD NO. 14: EPS BOX WITH FIBREBOARD OUTER FOR HOGG OR FILLETED SALMON.**

### **1. Description**

Expanded Polystyrene (EPS) box in an outer fibreboard box for shipping Head On Gutted and Gilled (HOGG) Salmon and Salmon fillets. The packing method is intended for semi-automated packaging facilities.

### **2. Maximum Gross Weight**

As per Packaging Approval to a maximum of 23 Kgs.

### **3. Packing Material:**

- 3.1** Outside container: Corrugated fibreboard sleeve or box. The sleeve may be open to the base. Fibreboard material must meet Cobb test as specified in Appendix A.
- 3.2** Inside container: one EPS box (dimensions relevant to outside container) over 15 mm in thickness,
- 3.3** Fish Bag: one polyethylene co-extruded bag at least 55 microns.
- 3.4** Adhesive tape: greater than 4 cm in width.
- 3.5** Absorbent Pad: Absorption quantity equal to or greater than the volume of ice to be used.
- 3.6** Polystyrene "bridge" to support the product above the bottom of the box and to prevent the product from sitting in fluid.

### **4. Packing Method:**

- 4.1** Place polyethylene co-extruded bag in the EPS box, insert absorbent pad and polystyrene bridge inside the bag.
- 4.2** Drain blood well before putting the fish in the polyethylene co-extruded bag. Cover with fresh water ice noting the limitations on ice quantity in paragraph 3.5. Expel excess air, then heat seal the bag.
- 4.3** Tape the lid on EPS box using two strips of tape.
- 4.4** Put the EPS box in the corrugated fibreboard box or slip over the fibreboard sleeve.
- 4.5** Use plastic strapping around the package to retain the sleeve or close the fibreboard outer. During installation of the plastic strapping ensure that the EPS box is not broken due to over tightening.

### **Notes:**

- a. Approval to use this packaging method is on the condition of a site visit to the packaging facility by Seafood Committee representatives and acceptance by Seafood Committee Engineering delegate of the procedure.
- b. Apply 'This Way Up' arrows to assist in the correct orientation of loaded boxes.